



ESG Annual Report

2025.7

Nomura Real Estate Master Fund, Inc.





ESG Annual Report 2025.7

C o n t e n t s



Policies and Management Structure	P.3
Materiality	P.10
Stakeholder Engagement	P.16
Standards	P.17
ESG Disclosure Policy and Reporting Framework	P.31
International Initiatives and Certifications	P.33
Climate Change	P.39
Environmental Performance	P.49
Raising the Proportion of "Green" Properties in Our Portfolio	P.52
GHG Reductions	P.59
Water Resources and Waste Reduction, etc	P.66
Solving Social Issues Through Real Estate Investment	P.69
Safety and Dignity	P.74
Physical and Mental Health	P.79
Affluent Economy	P.86
Attractive Communities	P.89
Governance	P.94
Compliance	P.100
Risk Management	P.105
Supplier Management	P.108
Sustainability Finance	P.109

This report was prepared based on information on NMF official website as of July 2025.
For the more updated information on NMF's ESG activities, please refer to its official website.

Policies and Management Structure

Policies and Management Structure	Materiality	Stakeholder Engagement	Standards (GRI Standards)
	Standards (SASB Standards)	ESG Disclosure Policy and Reporting Framework	

NMF's Approach to Sustainability

Based on the recognition that it is essential for our sustainable growth to realize a sustainable society, we believe our contribution to solving social issues through our business is in line with our fundamental philosophy of “securing stable profit over the medium to long term” and “steadily achieving growth in assets under management.” Consequently, it would contribute to improving our unitholder value.

With this in mind, alongside its asset management company, Nomura Asset Management Company Co., Ltd., NMF has carried out asset management that gives due consideration to ESG issues since its founding. We set goals or KPIs for ESG issues of particular importance (hereinafter referred to as “materiality”) and are promoting efforts to achieve the goals.

Net zero greenhouse gas (GHG) emissions by 2050

We recognize that “countering climate change” is of especially high importance among our materiality issues.

We believe that successful transition to a decarbonized society through achieving net zero greenhouse gas (GHG) emissions will eventually have a big impact on our medium- to long-term performance. Based on this idea, in October 2022, we set the goal of achieving net zero greenhouse gas (GHG) emissions by 2050. In addition, In October 2023, we revised our interim GHG reduction target upwards, aiming for 80% reduction in greenhouse gas (GHG) emissions by 2030 (compared with the 2019 level). Toward achieving that goal, we have been working to systematically reduce GHG emissions to the minimum so that our absolute emissions of GHG will become closer to zero. We are doing this by, for example, actively introducing energy-saving facilities and electricity generated from renewable energy sources for properties that we own.

We will continue to actively promote our sustainability initiatives based on the policies, targets and KPIs set for each materiality issue, as well as promoting bidirectional communication and working together with our unitholders, tenants, employees, supply chains, local communities and other stakeholders through our ESG disclosures.

Shuhei Yoshida
Executive Director

Sustainability Policy

NREAM recognizes that integration of sustainability activities is indispensable in order to enhance value for unitholders over the medium- to long-term. Based on the Sustainability Policy(Group's Vision of 2050) of the Nomura Real Estate Group, we will integrate sustainability activities throughout all its real estate investment management services.

Nomura Real Estate Asset Management Co., Ltd. has set Purpose Values as the overarching concept of its sustainability policy.

Click [here](#) for details

STRIVING WITH CONVICTION

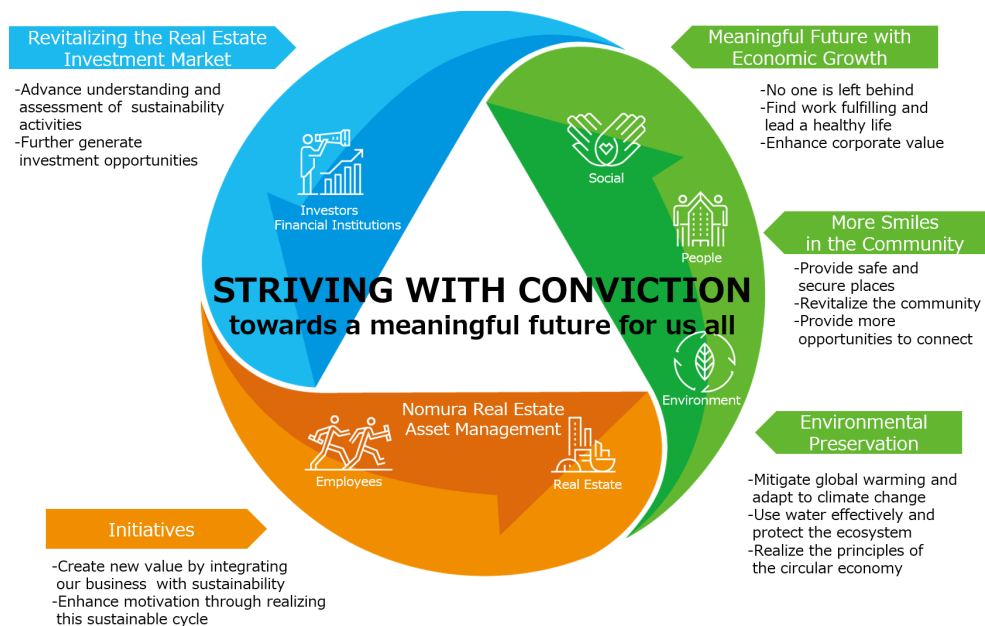
towards a meaningful future for us all

We, as a fiduciary of investor capital, will keep generating new value by instilling our real estate asset management business with sustainability to ensure the continued preservation of our earth and our society.

Through our daily efforts in sustainable asset management, we will preserve our environment and bring revitalization to our community, thereby allowing local economies and industries to develop in an enduring way.

We believe that sustainability is key to our business, as we contribute to building the growth of this society.

By generating and expanding this sustainability cycle with everyone, we are striving with conviction towards a meaningful future for us all.



Stakeholder

We believe collaboration with stakeholders is crucial to creating a more meaningful future.



Materiality

We strive forward with these materiality issues to create a more meaningful future.

1. Making the foundation to continue our action.

1) Engagement and collaboration

To improve both economic and social value, we will regularly hold dialogue with stakeholders and collaborate with them.

2) Expand the sustainability cycle through information disclosure

By disclosing sustainability-related information, we will contribute to the growth of the sustainability cycle.

3) Cultivation of sustainability culture

We will build effective in-house systems, encouraging personal relevance to each employee in sustainability actions.

2. Actions focusing on PEOPLE and COMMUNITY

1) Ensuring the safety and security of Real Estate

To prepare for intensifying natural disasters, we will improve the resiliency of real estate, which is the foundation of society, from both tangible (building facilities) and intangible (maintenance/management) sides.

2) Revitalizing local communities

We will promote networking and revitalize communities, utilizing its landscape and contribute to building local culture.

3) Diversity and Inclusion

We aim to foster a more meaningful future, where diverse perspectives and values are embraced, everyone's dignity is protected, and no one is left behind. In addition, we will maintain a workplace environment where well-being is promoted.

3. Actions for coexisting with nature

1) Mitigation of global warming

We will actively improve the energy efficiency and adopt renewable energy in our properties, which aims to meet the ZEB/ZEH standard.

Our goal is to achieve GHG net zero target by 2050, both in our company and funds.

2) Adaptation to climate change

We will take measures to deal with both physical risk and transition risk, such as intensified natural disaster and changes in our lifestyles moving toward decarbonized society.

3) Transition to circular economy

We will always consider the impact on nature and make efforts to realize the circular economy by utilizing water effectively, preserving environment and reducing waste.

Our 10 Declarations

- Turn electricity into renewable energy
- Contributing to recycling by strengthening garbage separation
- The company uses eco bags
- Eliminate plastics from guest drinks
- Promote paperless
- Turn stationery, etc. into eco-friendly products
- Power saving ①: Turn off lights frequently
- Power saving ②: Setting the air conditioning temperature
- Contribute to tree planting using search engines
- Reuse unnecessary fixtures as much as possible

Sustainability Promotion Structure

Nomura Real Estate Asset Management Co., Ltd. (NREAM), an asset management company for NMF, has in place the following structure to promote initiatives under its Sustainability Policy in a constant and organized manner.

(1) Board of Directors

The Board of Directors formulates and revises the Sustainability Policy, sustainability promotion rules and other in-house policies and rules. Based on the sustainability promotion rules, the Board of Directors receives reports on the performance of initiatives related to sustainability throughout the year at least twice a year from the Chief Sustainability Officer. The Board of Directors continually carries out monitoring of the initiatives related to sustainability based on those reports.

(2) Chief Sustainability Officer

The President and Executive officer, a member of the Investment Committee, is appointed as the Chief Sustainability Officer who designates funds that focus heavily on the promotion of sustainability from among the funds managed by the Asset Management Company. (NMF falls under the category of designated funds.) The Chief Sustainability Officer is involved in decision-making at the Investment Committee as the chief officer for sustainability and reports to the Board of Directors at least once a year based on the sustainability promotion rules.

(3) Sustainability Operating Officer

The Head of NMF Investment Management Group who controls NMF's investments is appointed as the Sustainability Operating Officer. As the person responsible for the execution of sustainability promotion, the Sustainability Operating Officer convenes the Sustainability Promotion Committee, submits matters for discussion and reports to the Investment Committee.

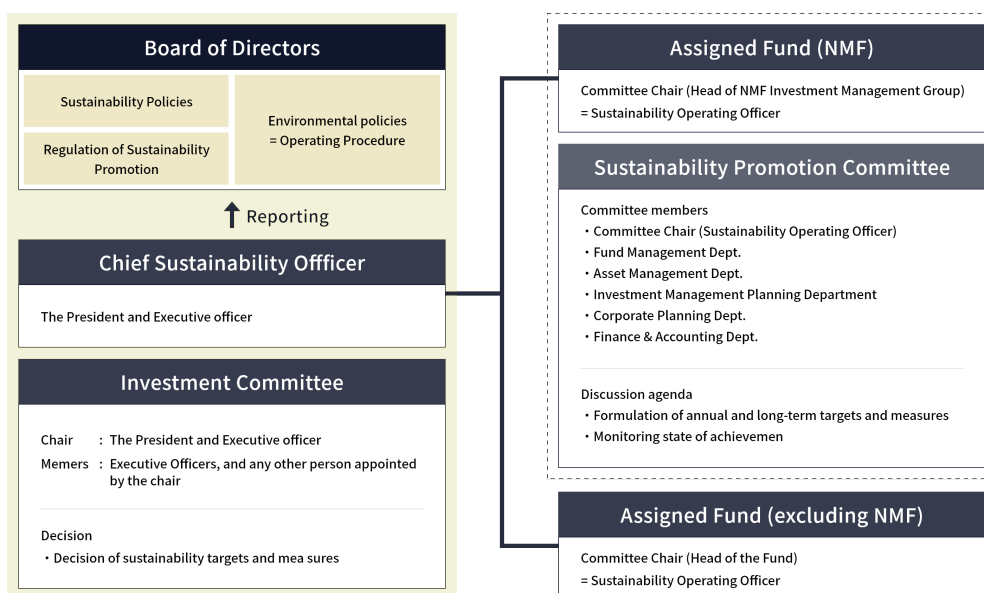
(4) Investment Committee

The Investment Committee is the decision-making body concerning NMF's investments. It is chaired by the President and Executive Officer and is comprised of Executive Officers. Based on the sustainability promotion rules, the Investment Committee deliberates on and determines targets, measures and other matters regarding NMF's sustainability at least twice a year.

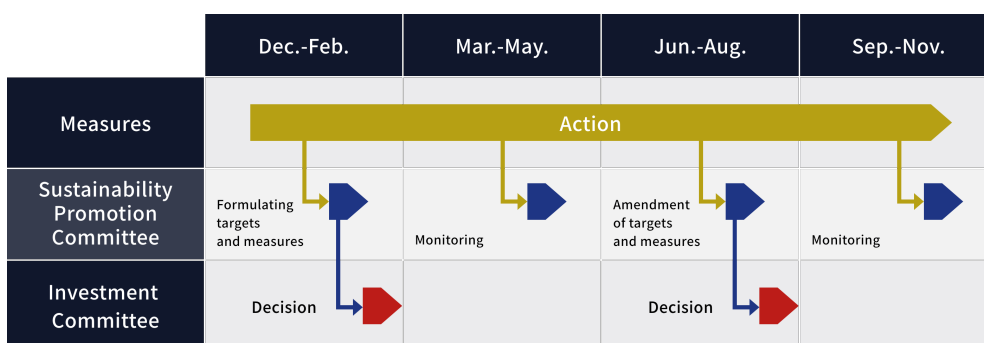
(5) Sustainability Promotion Committee

The Sustainability Promotion Committee is a body responsible for setting sustainability targets, measures and other matters, making recommendations and conducting monitoring (including risk management). It is chaired by the Sustainability Operating Officer. The Committee is convened at least four times a year in accordance with the sustainability promotion rules.

<Sustainability Promotion Structure>



<Annual Schedule>



Environmental Management System (EMS)

NMF became the first J-REIT to be certified and registered for “EcoAction 21” Program.



Sustainability Promotion Manuals

Nomura Real Estate Asset Management Co., Ltd. (NREAM) formulated sustainability promotion manuals to provide basic policies with regard to and clarify procedures for its sustainability promotion initiatives, including those aimed at constantly monitoring and reducing the volume of energy and water consumption and greenhouse gas and waste emissions as well as those aimed at promoting green procurement through external collaboration. Through the distribution of these manuals, NREAM is striving to enhance the effectiveness of its sustainability initiatives.

<Overview of Sustainability Promotion Manuals>

Titles	Content
Manuals for energy saving, GHG reduction, water saving and waste reduction	<ul style="list-style-type: none">● Basic policies for the constant monitoring of and achieving ongoing reductions in consumption and emission volumes● Procedures for the monitoring, management and analysis of consumption and emission volumes and reporting to the Sustainability Promotion Committee
Green procurement manual	<ul style="list-style-type: none">● Additional criteria to be assessed in the course of product and service procurement (energy-saving potential, vendors' efforts to reduce the use of substances leading to environmental pollution, product durability and recyclability and other factors associated with environmental load reduction)● Additional criteria to be assessed in the course of the selection and evaluation of suppliers based on their involvement in sustainability initiatives (sustainability promotion structures, collaboration with environmental load reduction, etc.)

Sustainability Risk Assessments

Our assets under management are subject to periodic sustainability risk assessments.

Whenever assessment results reveal a critical sustainability risk, in-house specialists charged with assessments propose improvement measures at the Sustainability Promotion Committee. In this way, we are ensuring that any sustainability risk is properly identified, monitored and addressed.

Sustainability Risk Assessments are carried out in rotation for about 5 years for all properties.

Training for Officers and Employees

We aim to empower our officers and employees to play greater roles in sustainability promotion and help raise their sustainability awareness, to this end providing them with special training. At least once a year, these individuals attend training sessions designed to call their attention to the importance of sustainability, address the latest trends in sustainability initiatives and brief them on the status of NMF's sustainability measures and targets and the progress it has made. These training sessions thus help attendees stay acutely aware of and properly updated about various sustainability issues.




Materiality


Policies and Management Structure	Materiality	Stakeholder Engagement	Standards (GRI Standards)
	Standards (SASB Standards)	ESG Disclosure Policy and Reporting Framework	

Materiality





ESG Materiality Issues Identified by NMF

At NMF, we recognize that realizing a sustainable society is essential for our sustainable growth. Based on such recognition, we believe that our contribution to solving social issues through our business is in line with our fundamental philosophy of “securing stable profit over the medium to long term” and “steadily achieving growth in assets under management,” ultimately helping to improve our unitholder value. In order to engage in specific sustainability initiatives, we engaged in repeated discussions in consideration of the expectations and interests of our stakeholders as well as the impact on our business and performance, and identified ESG issues (materiality) that are particularly important for us as shown below.

Materiality, Policy and Target		Supporting SDGs
<div>Environment</div> 	Raising the proportion of “green” properties in our investment portfolio	 
	<div>Target</div> Raise the ratio of properties acquired green certification (with three stars or more or equivalent to) to 70% by 2030	
	<div>KPI</div> <ul style="list-style-type: none"> Ratio of green certification (with three stars or more or equivalent to) ※ Ratio of Green Certification <p>※ Green certification (with three stars or more or equivalent to) refers to DBJ Green Building Certification (three stars or more) or BELS Certification (three stars or more), or CASBEE for Real Estate (B+ or higher)</p>	
	<div>Reported Location</div> Raising the Proportion of “Green” Properties in Our Portfolio	

Materiality, Policy and Target		Supporting SDGs
<div>Environment</div> <div>E</div> <div></div>	Countering climate change	
	<div>Target</div> <ul style="list-style-type: none"> Achieve net zero greenhouse gas (GHG) emissions by 2050 Achieve 80% reduction in greenhouse gas (GHG) emissions by 2030 (compared with the 2019 level) 	<div>7 AFFORDABLE AND CLEAN ENERGY</div> <div>13 CLIMATE ACTION</div>
	<div>KPI</div> <ul style="list-style-type: none"> Greenhouse gas (GHG) emissions 	
	<div>Reported Location</div> Environmental Measures/Counting Climate Change	
	Countering water resources	
	<div>Target</div> <ul style="list-style-type: none"> Achieve 10% reduction in water use per floor area (intensity) in our portfolio by 2030 compared with the 2016 level. 	<div>6 CLEAN WATER AND SANITATION</div> <div>12 RESPONSIBLE CONSUMPTION AND PRODUCTION</div>
<div>Society</div> <div>S</div> <div></div>	<div>KPI</div> <ul style="list-style-type: none"> Water use per floor area (intensity) 	
	<div>Reported Location</div> Environmental Measures/Preserving Water Resources	
	Maintaining safety and dignity	
	<div>Policy and Target</div> <p>Maintain safety and dignity through preparation against natural disasters, etc. (resilience), measures for children and the falling birthrate and aging population, realization of diversity and inclusion, and respect for human rights</p>	<div>10 REDUCED INEQUALITIES</div> <div>11 SUSTAINABLE CITIES AND COMMUNITIES</div>
	<div>KPI</div> <ul style="list-style-type: none"> Utilization of disaster alert systems (Development status); installation of disaster kits in warehouses, elevators, etc. (Number of properties installing such kits and installation rate); installation of damp proof barriers for properties with high flood damage risk (Number of properties installing such barriers and installation rate) Participation in "Dining Room for Children" events in collaboration with tenants of GEMS, etc. (Number of events, number of participating tenants, and number of provided meals) Diverse talent composition at the Asset Management Company (Background, etc. of fund management members) Provision of residential space to foreigners (Number and proportion of residential units for foreigners); posting of notices in multiple languages in common areas of residential properties (Number of units responding and response rate) Installation of universal toilets and toilets for persons with disabilities (Number and proportion of properties installing such toilets) 	
	<div>Reported Location</div> Social Responsibility/Safety and Dignity	
	Realizing physical and mental health	
	<div>Policy and Target</div> <p>Realize physical and mental health through a healthy and safe life and work style (health & safety) and a comfortable and highly convenient environment (wellness)</p>	<div>3 GOOD HEALTH AND WELL-BEING</div> <div>8 DECENT WORK AND ECONOMIC GROWTH</div>

Materiality, Policy and Target		Supporting SDGs
<div>Society</div> <div>S</div> <div></div>	<div>KPI</div> <div><ul style="list-style-type: none">• Invitation of blood donation events (Number of properties holding events and number of participants)• Promotion of flexible work styles at the Asset Management Company (Paid leave acquisition rate, etc.)• Installation of delivery boxes (Number of properties installing delivery boxes and installation rate)• Tenant satisfaction assessment survey (Percentage of "satisfied" and "somewhat satisfied" in overall satisfaction)</div>	<div></div> <div></div>
	<div>Reported Location</div> <div>Social Responsibility/Physical and Mental Health</div>	
	Realizing an affluent economy	
<div>Policy and Target</div>	<div>Realize an affluent economy through talent empowerment, enhancement of productivity, and revitalization of regional economies and industry (innovation)</div>	
<div>KPI</div>	<div><ul style="list-style-type: none">• Implementation of property manager (PM) commendation programs (Date of program implementation, award-winning cases)• Enhancement of training programs, encouragement of acquisition of qualifications, and promotion of job rotation at the Asset Management Company (Training hours per employee and outline of training, status of employees with qualifications)• Utilization of recycled goods (Implemented areas, CO2 reduction amount)• Collection of clothing at residential facilities (Collection volume, CO2 reduction amount)</div>	<div></div> <div></div>
<div>Reported Location</div>	<div>Social Responsibility/Affluent Economy</div>	
Forming attractive communities		
<div>Policy and Target</div>	<div>Form attractive communities through formation and revitalization of community attractions and cultures (identity), restoration and formation of local communities, and easy-to-move environments (mobility)</div>	
<div>KPI</div>	<div><ul style="list-style-type: none">• Holding of regional invigoration events at the GEMS series, etc. (Number of prefectures where events were held, number of participating tenants, number of used foodstuffs)• Holdings of exchange events and tenant gathering seminars at owned properties (Number of events and seminars, number of participating companies)• Introduction of shared mobility (Total travel distance, time and CO2 emissions amount reduced through use)</div>	<div></div> <div></div>
<div>Reported Location</div>	<div>Social Responsibility/Attractive Communities</div>	

Materiality, Policy and Target	Supporting SDGs						
<div data-bbox="193 1048 325 1167"> <p>Governance</p> <p>G</p>  </div> <div data-bbox="359 197 703 226">Strengthening corporate governance</div> <div data-bbox="359 259 1114 936"> <table> <tr> <td data-bbox="359 259 481 311">Target</td><td data-bbox="481 259 1114 678"> <ul style="list-style-type: none"> Establish an effective sustainability promotion system through appropriate operation of PDCA cycle as well as a governance system which ensures impartiality and diversity of the directors. Promote investment management that prioritizes the unitholders' interest by aligning the interests of the unitholders, NMF and the Asset Management Company by introducing asset management fees linked to management performance. Aim to improve management performance through appropriate management based on the market research function of the Asset Management Company and selective investment backed by our own valuation method at the time of acquisition. </td></tr> <tr> <td data-bbox="359 678 481 801">KPI</td><td data-bbox="481 678 1114 801"> <ul style="list-style-type: none"> NMF's ① Outside director ratio ② Female director ratio ③ Board of directors' meeting attendance ratio External evaluation of the sustainability promotion system </td></tr> <tr> <td data-bbox="359 801 481 936">Reported Location</td><td data-bbox="481 801 1114 936"> Governance/Governance of the Investment Corporation Policies and Management Structure Investment Management Structure Prioritizing Unitholders' Interest </td></tr> </table> </div>	Target	<ul style="list-style-type: none"> Establish an effective sustainability promotion system through appropriate operation of PDCA cycle as well as a governance system which ensures impartiality and diversity of the directors. Promote investment management that prioritizes the unitholders' interest by aligning the interests of the unitholders, NMF and the Asset Management Company by introducing asset management fees linked to management performance. Aim to improve management performance through appropriate management based on the market research function of the Asset Management Company and selective investment backed by our own valuation method at the time of acquisition. 	KPI	<ul style="list-style-type: none"> NMF's ① Outside director ratio ② Female director ratio ③ Board of directors' meeting attendance ratio External evaluation of the sustainability promotion system 	Reported Location	Governance/Governance of the Investment Corporation Policies and Management Structure Investment Management Structure Prioritizing Unitholders' Interest	<div data-bbox="1206 506 1323 618">  </div>
Target	<ul style="list-style-type: none"> Establish an effective sustainability promotion system through appropriate operation of PDCA cycle as well as a governance system which ensures impartiality and diversity of the directors. Promote investment management that prioritizes the unitholders' interest by aligning the interests of the unitholders, NMF and the Asset Management Company by introducing asset management fees linked to management performance. Aim to improve management performance through appropriate management based on the market research function of the Asset Management Company and selective investment backed by our own valuation method at the time of acquisition. 						
KPI	<ul style="list-style-type: none"> NMF's ① Outside director ratio ② Female director ratio ③ Board of directors' meeting attendance ratio External evaluation of the sustainability promotion system 						
Reported Location	Governance/Governance of the Investment Corporation Policies and Management Structure Investment Management Structure Prioritizing Unitholders' Interest						
<div data-bbox="359 976 852 1005">Establishment of an effective internal control system</div> <div data-bbox="359 1039 1114 1585"> <table> <tr> <td data-bbox="359 1039 481 1285">Target</td><td data-bbox="481 1039 1114 1285"> <ul style="list-style-type: none"> Ensure legal compliance through raising awareness of compliance. Prevent risks to the soundness of management and business continuity through appropriate risk management such as elimination of conflicts of interest in transactions with interested parties. Ensure the effectiveness of internal control process through internal audits. </td></tr> <tr> <td data-bbox="359 1285 481 1496">KPI</td><td data-bbox="481 1285 1114 1496"> <ul style="list-style-type: none"> Compliance training attendance rate(Target:100%) Risk assessments frequency(Target: once a year) BCP training frequency(Target: once a year) Safety drill frequency utilizing safety confirmation system(Target: 4 times a year) Internal audit frequency(Target: once an year) </td></tr> <tr> <td data-bbox="359 1496 481 1585">Reported Location</td><td data-bbox="481 1496 1114 1585"> Governance/Compliance Governance/Risk Management </td></tr> </table> </div>	Target	<ul style="list-style-type: none"> Ensure legal compliance through raising awareness of compliance. Prevent risks to the soundness of management and business continuity through appropriate risk management such as elimination of conflicts of interest in transactions with interested parties. Ensure the effectiveness of internal control process through internal audits. 	KPI	<ul style="list-style-type: none"> Compliance training attendance rate(Target:100%) Risk assessments frequency(Target: once a year) BCP training frequency(Target: once a year) Safety drill frequency utilizing safety confirmation system(Target: 4 times a year) Internal audit frequency(Target: once an year) 	Reported Location	Governance/Compliance Governance/Risk Management	<div data-bbox="1206 1223 1323 1335">  </div>
Target	<ul style="list-style-type: none"> Ensure legal compliance through raising awareness of compliance. Prevent risks to the soundness of management and business continuity through appropriate risk management such as elimination of conflicts of interest in transactions with interested parties. Ensure the effectiveness of internal control process through internal audits. 						
KPI	<ul style="list-style-type: none"> Compliance training attendance rate(Target:100%) Risk assessments frequency(Target: once a year) BCP training frequency(Target: once a year) Safety drill frequency utilizing safety confirmation system(Target: 4 times a year) Internal audit frequency(Target: once an year) 						
Reported Location	Governance/Compliance Governance/Risk Management						
<div data-bbox="359 1630 1072 1659">Stakeholder engagement and timely and appropriate information disclosure</div> <div data-bbox="359 1693 1114 2016"> <table> <tr> <td data-bbox="359 1693 481 1827">Target</td><td data-bbox="481 1693 1114 1827"> <ul style="list-style-type: none"> Build solid relationships with and win the trust of all stakeholders by engaging in the timely, appropriate and proactive disclosure of financial/non-financial information and by maintaining constructive dialogue </td></tr> <tr> <td data-bbox="359 1827 481 1917">KPI</td><td data-bbox="481 1827 1114 1917"> <ul style="list-style-type: none"> Number of IR meetings ESG rating assessment </td></tr> <tr> <td data-bbox="359 1917 481 2016">Reported Location</td><td data-bbox="481 1917 1114 2016"> Stakeholder Engagement Disclosure Policy International Initiatives and Certifications </td></tr> </table> </div>	Target	<ul style="list-style-type: none"> Build solid relationships with and win the trust of all stakeholders by engaging in the timely, appropriate and proactive disclosure of financial/non-financial information and by maintaining constructive dialogue 	KPI	<ul style="list-style-type: none"> Number of IR meetings ESG rating assessment 	Reported Location	Stakeholder Engagement Disclosure Policy International Initiatives and Certifications	<div data-bbox="1206 1765 1323 1877">  </div>
Target	<ul style="list-style-type: none"> Build solid relationships with and win the trust of all stakeholders by engaging in the timely, appropriate and proactive disclosure of financial/non-financial information and by maintaining constructive dialogue 						
KPI	<ul style="list-style-type: none"> Number of IR meetings ESG rating assessment 						
Reported Location	Stakeholder Engagement Disclosure Policy International Initiatives and Certifications						

Identifying Process on Materiality Issues

Process 1 : Selection of Issues to Be Considered

We have selected issues of particular concern in terms of securing NMF's sustainable growth from among a broad range of environmental, social and governance (ESG) issues. This selection was made in reference to various guidelines, such as SASB(Note1) Standards and GRI Guidelines (Note 2), United Nations SDGs(Note 3), and evaluation criteria specified by ESG rating agencies, including MSCI and Sustainalytics, as well as the status of initiatives undertaken by our peers in the same industry.

(Note 1) The Sustainability Accounting Standards Board:

A U.S.-based non-profit organization aimed at helping businesses identify industry-specific materiality issues that could affect the judgment of rational investors and engaging in the development of standards for sustainability-related information disclosure

(Note 2) The GRI Guidelines:

International guidelines concerning sustainability reporting formulated by GRI (Global Reporting Initiative) which is an official body of the UNEP as well as a non-profit organization whose mission is to create and disseminate a sustainability report.

(Note 3) Sustainable Development Goals:

Adopted at a United Nations Summit in September 2015, SDGs comprise 17 goals and 169 targets for international initiatives to be undertaken to achieve United Nations' 2030 agenda for sustainable development.

<SDGs 17 Goals>



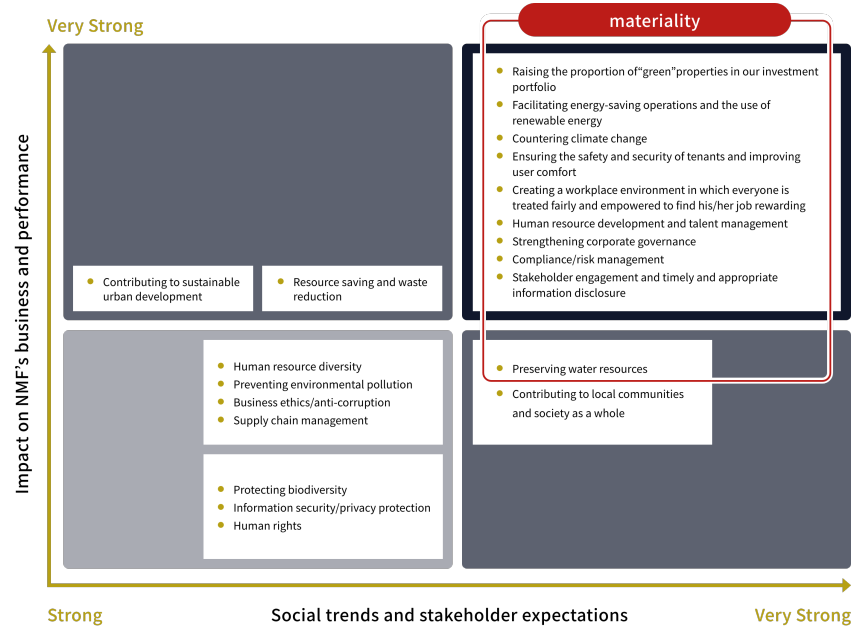
Process 2 : Determining Priorities and Preparing a Materiality Matrix

We have determined priorities among the selected issues in line with their materiality by assessing their impact on NMF's business and performance on various fronts, including its corporate philosophies, financial results and business plans. In the course of this process, we have also examined the issues from the perspectives of a variety of stakeholders within and outside the Nomura Real Estate Group. Each issue has thus been prioritized in light of its materiality to NMF's sustainable growth from two aspects—the opportunity arising from it and the risk associated with it—with its positioning being indicated in NMF's materiality matrix.

Process 3 : Discussion for Approval on Identifying NMF's Materiality Issues in the Investment Committee

Having determined their priorities, we have discussed these issues at the Sustainability Promotion Committee and officially positioned them as NMF's materiality issues associated with sustainability after obtaining the approval of the Investment Committee, which serves as the highest decision making body.

<Materiality Matrix>



To further strengthen initiatives in the Society (S) field, we considered fundamental initiatives for solving social issues that can only be implemented by real estate owners and revised our materiality issues.

[See below for the identification process and other details.](#)

Stakeholder Engagement

Policies and Management Structure	Materiality	Stakeholder Engagement	Standards (GRI Standards)
	Standards (SASB Standards)	ESG Disclosure Policy and Reporting Framework	

Stakeholder Engagement

Basic Policy

As an investment corporation, our business activities are supported by relationships with a variety of stakeholders. With this in mind, we believe that fulfilling our social responsibilities, such as helping create a sustainable society, is essential to our ongoing operations.

Having identified unitholders, tenants, business partners and employees as well as residents of neighboring communities as our key stakeholders, we will strive to win their trust by maintaining constructive dialogue and sincerely addressing their expectations and requests. In these ways, we will improve NMF's operations and ESG-related initiatives.

Communication with Stakeholders



Standards (GRI Standards)

Policies and Management Structure	Materiality	Stakeholder Engagement	Standards (GRI Standards)
	Standards (SASB Standards)	ESG Disclosure Policy and Reporting Framework	

Universal Standards

TOPIC		Disclosure		Location
102 General Disclosures				
1	Organizational profile	1	Name of the organization	Corporate Profile
		2	Activities, brands, products, and services	Strength of NMF
				Disclosure Materials (Financial Information)
				Portfolio Summary
		3	Location of headquarters	Corporate Profile (Profile and history)
		4	Location of operations	Corporate Profile (Profile and history)
		5	Ownership and legal form	Corporate Profile (Profile and history)
		6	Markets served	Articles of Incorporation
				Portfolio Summary
		7	Scale of the organization	Corporate Profile (Director and Employee Information)
Disclosure Materials (Financial Information)				
Asset Management Company ESG Management				

TOPIC		Disclosure		Location
102 General Disclosures				
		8	Information on employees and other workers	Corporate Profile (Director and Employee Information)
				Asset Management Company ESG Management
		9	Supply chain	Supplier Management
				Structure
		10	Significant changes to the organization and its supply chain	Not applicable
		11	Precautionary Principle or approach	Policies and Management Structure
				Governance (Compliance)
				Governance (Risk Management)
		12	External initiatives	International Initiatives and Certifications
				Signatory to Initiatives
		13	Membership of associations	International Initiatives and Certifications
				Asset Management Company Corporate Profile
		2	Strategy	14
15	Key impacts, risks, and opportunities			Policies and Management Structure
				ESG Materiality Identified by NMF
				Climate Change
3	Ethics and integrityv	16	Values, principles, standards, and norms of behavior	Policies and Management Structure
				Asset Management Company Corporate Philosophy
				Nomura Real Estate Group NREG Code of Action
		17	Mechanisms for advice and concerns about ethics	Governance (Risk Management)
				Asset Management Company ESG Management
4	Governance	18	Governance structure	Governance
				Policies and Management Structure
		19	Delegating authority	Policies and Management Structure

TOPIC		Disclosure		Location
102 General Disclosures				
4	Governance	20	Executive-level responsibility for economic, environmental, and social topics	Policies and Management Structure
		21	Consulting stakeholders on economic, environmental, and social topics	Stakeholder Engagement
				Policies and Management Structure
		22	Composition of the highest governance body and its committees	Governance
		23	Composition of the highest governance body and its committees	Governance
		24	Nominating and selecting the highest governance body	Governance
		25	Conflicts of interest	Governance (Compliance)
				Capital and Major Unitholders
				Structure
		26	Conflicts of interest	Policies and Management Structure
		27	Collective knowledge of highest governance body	-
		28	Evaluating the highest governance body’s performance	-
		29	Identifying and managing economic, environmental, and social impacts	Policies and Management Structure
				ESG Materiality Identified by NMF
		30	Effectiveness of risk management processes	Policies and Management Structure
				Governance (risk management)
		31	Review of economic, environmental, and social topics	Policies and Management Structure
		32	Highest governance body’s role in sustainability reporting	Policies and Management Structure
		33	Communicating critical concerns	Policies and Management Structure Governance
		34	Nature and total number of critical concerns	-
		35	Remuneration policies	Governance
		36	Process for determining remuneration	Governance
		37	Stakeholders’ involvement in remuneration	-

TOPIC		Disclosure		Location
102 General Disclosures				
		38	Annual total compensation ratio	-
39	Percentage increase in annual total compensation ratio	-		
5	Stakeholder engagement	40	List of stakeholder groups	Stakeholder Engagement
		41	Collective bargaining agreements	Not applicable as NMF does not have employees.
				Asset Management Company ESG Management (Creating Fair Work Environments with Meaningful Work)
		42	Identifying and selecting stakeholders	Stakeholder Engagement
		43	Approach to stakeholder engagement	Stakeholder Engagement
		44	Key topics and concerns raised	ESG Materiality Identified by NMF
Stakeholder Engagement				
6	Reporting practice	45	Entities included in the consolidated financial statements	ESG Disclosure Policy and Reporting Framework
		46	Defining report content and topic Boundaries	ESG Disclosure Policy and Reporting Framework
		47	List of material topics	ESG Materiality Identified by NMF
		48	Restatements of information	Not applicable
		49	Changes in reporting	Not applicable
		50	Reporting period	ESG Disclosure Policy and Reporting Framework
		51	Date of most recent report	ESG Disclosure Policy and Reporting Framework
		52	Reporting cycle	ESG Disclosure Policy and Reporting Framework
		53	Contact point for questions regarding the report	ESG Disclosure Policy and Reporting Framework
		54	Claims of reporting in accordance with the GRI Standards	ESG Disclosure Policy and Reporting Framework
	55	GRI content index	GRI Standards	
	56	External assurance	-	

TOPIC		Disclosure		Location
103 Management Approach				
1	General requirements for reporting the management approach	1	Explanation of the material topic and its Boundary	ESG Materiality Identified by NMF
		2	The management approach and its components	ESG Materiality Identified by NMF
				International Initiatives and Certifications
				Environmental Measures
				Social Responsibility
				Asset Management Company ESG Management
				Governance
				Securing an Investment Management Structure That Prioritizes Unitholders' Interest
				Stakeholder Engagement
		3	Evaluation of the management approach	Policies and Management Structure
			Governance	

Topic-specific Standards

TOPIC		Disclosure		Location
200 Economic				
201	Economic Performance	1	Direct economic value generated and distributed	-
		2	Financial implications and other risks and opportunities due to climate change	Environmental Measures
				Green Portfolio
		3	Defined benefit plan obligations and other retirement plans	-
		4	Financial assistance received from government	-
202	Market Presence	1	Ratios of standard entry level wage by gender compared to local minimum wage	-
		2	Proportion of senior management hired from the local community	-
203	Indirect Economic Impacts	1	Infrastructure investments and services supported	-
		2	Significant indirect economic impacts	-
204	Procurement Practices	1	Proportion of spending on local suppliers	-
205	Anti-corruption	1	Operations assessed for risks related to corruption	-
		2	Communication and training about anti-corruption policies and procedures	Governance (Compliance)
		3	Confirmed incidents of corruption and actions taken	-
206	Anti-competitive Behavior	1	Legal actions for anti-competitive behavior, anti-trust, and monopoly practices	-

TOPIC		Disclosure		Location
300 Environmental				
301	Materials	1	Materials used by weight or volume	Environmental Measures (Environmental Performance)
		2	Recycled input materials used	-
		3	Reclaimed products and their packaging materials	-
302	Energy	1	Energy consumption within the organization	Environmental Measures (Environmental Performance)
		2	Energy consumption outside of the organization	-
		3	Energy intensity	Environmental Measures (Environmental Performance)
		4	Reduction of energy consumption	Environmental Measures (Environmental Performance)
		5	Reductions in energy requirements of products and services	-
303	Water and Effluents	1	Water withdrawal by source	Environmental Measures (Environmental Performance)
		2	Water sources significantly affected by withdrawal of water	-
		3	Water recycled and reused	-
304	Biodiversity	1	Operational sites owned, leased, managed in, or adjacent to, protected areas and areas of high biodiversity value outside protected areas	-
		2	Significant impacts of activities, products, and services on biodiversity	-
		3	Habitats protected or restored	-
		4	IUCN Red List species and national conservation list species with habitats in areas affected by operations	-

TOPIC		Disclosure		Location
300 Environmental				
305	Emissions	1	Direct (Scope 1) GHG emissions	Environmental Measures (Environmental Performance)
		2	Indirect (Scope 2) GHG emissions	Environmental Measures (Environmental Performance)
		3	Other indirect (Scope 3) GHG emissions	Environmental Measures (Environmental Performance)
		4	GHG emissions intensity	Environmental Measures (Environmental Performance)
		5	Reduction of GHG emissions	Environmental Measures (Environmental Performance)
		6	Emissions of ozone-depleting substances (ODS)	-
		7	Nitrogen oxides (NOX), sulfur oxides (SOX), and other significant air emissions	-
306	Effluents and Waste	1	Water discharge by quality and destination	-
		2	Waste by type and disposal method	Environmental Measures (Environmental Performance)
		3	Significant spills	-
		4	Transport of hazardous waste	-
		5	Water bodies affected by water discharges and/or runoff	-
307	Environmental Compliance	1	Non-compliance with environmental laws and regulations	-
308	Environmental Assessment	1	New suppliers that were screened using environmental criteria	-
		2	Negative environmental impacts in the supply chain and actions taken	Supplier Management
400 Social				
401	Employment	1	New employee hires and employee turnover	ESG Management (Human Capital)
		2	Benefits provided to full-time employees that are not provided to temporary or part-time employees	ESG Management (Creating Fair Work Environments with Meaningful Work)
		3	Parental leave	ESG Management (Promotion of Diversity)
402	Labor/Management Relations	1	Minimum notice periods regarding operational changes	-

TOPIC		Disclosure		Location
400 Social				
403	Occupational Health and Safety	1	Workers representation in formal joint management-worker health and safety committees	-
		2	Types of injury and rates of injury, occupational diseases, lost days, and absenteeism, and number of work-related fatalities	ESG Management (Health and Safety of Employees)
		3	Workers with high incidence or high risk of diseases related to their occupation	-
		4	Health and safety topics covered in formal agreements with trade unions	-
404	Training and Education	1	Average hours of training per year per employee	ESG Management (High Degree of Specialization)
		2	Programs for upgrading employee skills and transition assistance programs	ESG Management (High Degree of Specialization)
		3	Percentage of employees receiving regular performance and career development reviews	ESG Management (High Degree of Specialization)
405	Diversity and Equal Opportunity	1	Diversity of governance bodies and employees	Governance ESG Management (Promotion of Diversity)
		2	Ratio of basic salary and remuneration of women to men	-
406	Non-discrimination	1	Incidents of discrimination and corrective actions taken	-
407	Freedom of Association and Collective Bargaining	1	Operations and suppliers in which the right to freedom of association and collective bargaining may be at risk	-
408	Child Labor	1	Operations and suppliers at significant risk for incidents of child labor	-
409	Forced or Compulsory Labor	1	Operations and suppliers at significant risk for incidents of forced or compulsory labor	-
410	Security Practices	1	Security personnel trained in human rights policies or procedures	-
411	Rights of Indigenous Peoples	1	Incidents of violations involving rights of indigenous peoples	-
412	Incidents of violations involving rights of indigenous peoples	1	Operations that have been subject to human rights reviews or impact assessments	-
		2	Employee training on human rights policies or procedures	ESG Management (High Degree of Specialization)

TOPIC		Disclosure		Location
400 Social				
		3	Significant investment agreements and contracts that include human rights clauses or that underwent human rights screening	-
413	Local Communities	1	Operations with local community engagement, impact assessments, and development programs	Social Responsibility
		2	Operations with significant actual and potential negative impacts on local communities	-
414	Supplier Social Assessment	1	New suppliers that were screened using social criteria	-
		2	Negative social impacts in the supply chain and actions taken	Supplier Management
415	Public Policy	1	Political contributions	-
416	Customer Health and Safety	1	Assessment of the health and safety impacts of product and service categories	-
		2	Incidents of non-compliance concerning the health and safety impacts of products and services	-
417	Marketing and Labeling	1	Requirements for product and service information and labeling	-
		2	Incidents of non-compliance concerning product and service information and labeling	-
		3	Incidents of non-compliance concerning marketing communications	-
418	Customer Privacy	1	Substantiated complaints concerning breaches of customer privacy and losses of customer data	-
419	Socioeconomic Compliance	1	Non-compliance with laws and regulations in the social and economic area	-

Standards (SASB Standards)

Policies and Management Structure	Materiality	Stakeholder Engagement	Standards (GRI Standards)
	Standards (SASB Standards)	ESG Disclosure Policy and Reporting Framework	

Table 1. Sustainability Disclosure Topics & Accounting Metrics

TOPIC	ACCOUNTING METRIC	Year 2024 (From March 1, 2024 to February 28, 2025)		CODE
Energy Management	Energy consumption data coverage as a percentage of total floor area, by property subsector	Office	100.0%	IF-RE-130a.1
		Retail Facilities	100.0%	
		Logistics	100.0%	
		Residential	26.7%	
		Hotels	100.0%	
		Other	—	
		※Properties (or portions of properties) over which NMF holds management authority. In addition, the properties held during each calculation period and held throughout the year are covered.		
	Total energy consumed by portfolio area with data coverage	Office	176,561,299kWh	IF-RE-130a.2
		Retail Facilities	125,436,619kWh	
		Logistics	57,759,962kWh	
		Residential	10,131,756kWh	
		Hotels	2,354,091kWh	
		Other	—	
	percentage grid electricity	Office	52.0%	
		Retail Facilities	56.5%	
		Logistics	86.4%	
		Residential	68.4%	
		Hotels	46.9%	
		Other	—	
	percentage renewable, by property subsector	Office	17.9%	
		Retail Facilities	19.8%	
		Logistics	13.4%	
		Residential	19.0%	
		Hotels	0.0%	
		Other	—	

TOPIC	ACCOUNTING METRIC	Year 2024 (From March 1, 2024 to February 28, 2025)		CODE
Energy Management	Like-for-like percentage change in energy consumption for the portfolio area with data coverage, by property subsector	Office	-0.4%	IF-RE-130a.3
		Retail Facilities	+4.0%	
		Logistics	-2.1%	
		Residential	+1.2%	
		Hotels	-2.2%	
		Other	—	
Percentage of eligible portfolio that has an energy rating	Office	18.6%	IF-RE-130a.4	
		Retail Facilities		2.3%
		Logistics		81.1%
		Residential		0.3%
	Hotels	0.0%		
Other	—			
		*Properties counted are those that have acquired BELS Certification.		
(Reference) Ratio of properties that have acquired environmental certification	Office	60.1%		
	Retail Facilities	52.2%		
	Logistics	86.0%		
	Residential	37.5%		
	Hotels	39.7%		
Other	—			
		*Properties counted are those that have acquired DBJ Green Building Certification, BELS Certification or CASBEE for Real Estate.		
Percentage of eligible portfolio that is certified to ENERGYSTAR, by property subsector	Real estate is not subject to the ENERGY STAR program in Japan.			
Description of how building energy management considerations are integrated into property investment analysis and operational strategy	Please refer to following page of ESG Annual Report (July, 2025) . p.3~9 (Policies and Management Structure) p.10~15 (Materiality) p.52~58 (Raising the Proportion of “Green” Properties in Our Portfolio) p.39~48 (Climate Change)			
Water Management	Water withdrawal data coverage as a percentage of total floor area	Office	69.4%	IF-RE-140a.1
		Retail Facilities	28.2%	
		Logistics	36.2%	
	Residential	25.3%		
	Hotels	55.4%		
	Other	—		
Water withdrawal data coverage as a percentage of floor area in regions with High or Extremely High Baseline Water Stress, by property subsector	No proprerties in these areas.			
Total water withdrawn by portfolio area with data coverage	Office	313,822㎡	IF-RE-140a.2	
	Retail Facilities	291,190㎡		
	Logistics	22,958㎡		
	Residential	35,336㎡		
	Hotels	1,566㎡		
	Other	—		

TOPIC	ACCOUNTING METRIC	Year 2024 (From March 1, 2024 to February 28, 2025)		CODE
Water Management	percentage in regions with High or Extremely High Baseline Water Stress, by property subsector	No proprerties in these areas.		IF-RE-140a.2
	Like-for-like percentage change in water withdrawn for portfolio area with data coverage, by property subsector	Office Retail Facilities Logistics Residential Hotels Other	1.9% 3.3% 0.5% -1.5% 0.0% —	IF-RE-140a.3
	Description of water management risks and discussion of strategies and practices to mitigate those risks	Please refer to following page of ESG Annual Report (July, 2025) . p.3~9 (Policies and Management Structure) p.10~15 (Materiality) p.66~68 (Water Resources and Waste Reduction, etc)		IF-RE-140a.4
Management of Tenant Sustainability Impacts	Percentage of new leases that contain a cost recovery clause for resource efficiencyrelated capital improvements	—		IF-RE-410a.1
	associated leased floor area, by property subsector	—		
	(Reference) Ratio of green lease agreements concluded	Office Retail Facilities Logistics Residential Hotels Other	97.0% 41.6% 20.5% 1.2% 55.8% —	
		*The leased area of a tenant which has a contract including one or more green lease clauses is listed for the leased area.		
	Percentage of tenants that are separately metered or submetered for grid electricity consumption	Office Retail Facilities Logistics Residential Hotels Other	69.4% 28.2% 36.2% 25.3% 55.4% —	IF-RE-410a.2
	Percentage of tenants that are separately metered or submetered for water withdrawals, by property subsector			
	Discussion of approach to measuring, incentivizing, and improving sustainability impacts of tenants	Please refer to following page of ESG Annual Report (July, 2025) . p.3~9 (Policies and Management Structure) p.10~15 (Materiality) P.16 (Stakeholder Engagement) p.63~64 (Collaboration with Tenants) P.80 (Customer Satisfaction Surveys)		IF-RE-410a.3

TOPIC	ACCOUNTING METRIC	Year 2024 (From March 1, 2024 to February 28, 2025)		CODE
Climate Change Adaptation	Area of properties located in 100-year flood zones, by property subsector	Office	281,011㎡	IF-RE-450a.1
		Retail Facilities	142,982㎡	
		Logistics	275,250㎡	
		Residential	196,469㎡	
		Hotels	10,740㎡	
		Other	—	
	※Amount recorded refers to the total floor area of properties located in areas where inundation of more than 0 m in depth is expected based on the hazard map issued by the local government.			
Description of climate change risk exposure analysis, degree of systematic portfolio exposure, and strategies for mitigating risks	Please refer to following page of ESG Annual Report (July, 2025) . p.39~48 (Climate Change)		IF-RE-450a.2	

Table 2. Activity Metrics

ACTIVITY METRIC	Year 2024 (From March 1, 2024 to February 28, 2025)		CODE
Number of assets, by property subsector (Note)	Office	62	IF-RE-000.A
	Retail Facilities	51	
	Logistics	25	
	Residential	148	
	Hotels	7	
	Other	1	
Leasable floor area, by property subsector (Note)	Office	441,568.63㎡	IF-RE-000.B
	Retail Facilities	366,331.14㎡	
	Logistics	1,028,707.19㎡	
	Residential	337,190.30㎡	
	Hotels	33,383.78㎡	
	Other	14,431.35㎡	
Percentage of indirectly managed assets, by property subsector	Office	30.6%	IF-RE-000.C
	Retail Facilities	71.8%	
	Logistics	63.8%	
	Residential	74.7%	
	Hotels	44.6%	
	Other	100.0%	
Average occupancy rate, by property subsector	Office	97.9%	IF-RE-000.D
	Retail Facilities	98.7%	
	Logistics	100.0%	
	Residential	97.0%	
	Hotels	99.7%	
	Other	100.0%	

(Note) As the end of February 2025

ESG Disclosure Policy and Reporting Framework

Policies and Management Structure	Materiality	Stakeholder Engagement	Standards (GRI Standards)
	Standards (SASB Standards)	ESG Disclosure Policy and Reporting Framework	

ESG Annual Report

NMF publishes an ESG Annual Report once a year in order to deepen understanding of NMF's ESG activities.

「ESG Annual Report (Jul. 2024)」

Information Disclosure Policy

This website was created to help our stakeholders understand the status of initiatives undertaken by Nomura Real Estate Master Fund, Inc. and Nomura Real Estate Asset Management Co., Ltd., which acts as the former's asset management company, to address environmental, social and governance (ESG) issues and concepts behind their initiatives. We are striving to fulfill stakeholder expectations with regard to information disclosure by giving due consideration to international frameworks associated with ESG issues as well as requests from investors and external rating agencies.

Reporting Coverage, Period and Updating Timing

Reporting Coverage : Nomura Real Estate Master Fund, Inc. and Nomura Real Estate Asset Management, Co., Ltd. (Note 1)

Reporting Period : From March to February of the previous year (Note 2)

Updating Timing : July of each year in principle

(Note 1) Employees at Nomura Real Estate Asset Management Co., Ltd. mainly consist of individuals seconded from Nomura Real Estate Development Co., Ltd. Accordingly, some topics associated with the former as part of overarching initiatives undertaken by the Nomura Real Estate Group (e.g., human resource strategies) may be presented as initiatives undertaken by Nomura Real Estate Holdings, Inc.

(Note 2) Excluding those that separately specify the period and time. Also, for qualitative information such as various initiatives, examples up to the most recent time may be included.

Reference Guidelines

NMF refers to Global Reporting Initiative (GRI) standards for reporting on ESG policies and initiatives.

[Please refer to GRI Standards for more details.](#)

Inquiries

For your inquiry concerning ESG related matters, please contact to the following.

Asset Management Company	Nomura Real Estate Asset Management, Co., Ltd.
Telephone	+81-(0)3-3365-8767
E-mail	nmf3462@nomura-re.co.jp
Operating Hours	9:30 am – 5:30 pm (Monday to Friday) (Saturday, Sunday and holidays are closed)

International Initiatives and Certifications

International Initiatives and Certifications

The Principles for Responsible Investment (PRI) initiative is an international network of investors working together to put six principles for responsible investment into practice. The principles, which were proposed for the financial sector in 2006 by the then UN Secretary-General, Kofi Annan, are promoted by the United Nations Environment Programme (UNEP) and the United Nations Global Compact (UNGC).

The principles call on investors to incorporate environmental, social and corporate governance (ESG) issues into investment decision-making. By including those issues in the investment process, the goal is to improve long-term investment performance and further enhance fiduciary duty.

NREAM subscribes to the fundamental principles of the PRI and became a signatory in December 2017.

Signatory of:



[For more information, please refer to PRI website.](#) 

Support for TCFD Recommendations

In July 2020, NREAM expressed its support for the recommendations of the Task Force on Climate-related Financial Disclosures (TCFD) launched by the Financial Stability Board (FSB) for the purpose of discussing the disclosures of climate-related financial information and the responses by financial institutions, and also decided to participate in the TCFD Consortium which is a group of domestic companies that supports TCFD recommendations.



[For more information, please refer to TCFD website.](#) 

Participation in Japan Climate Initiative (JCI)

NREAM has joined Japan Climate Initiative (JCI) which is a network of various non-state actors such as companies, local governments, organizations and NGOs actively engaged in climate action.



[For more information, please refer to JCI website.](#) 

Signatory to PFA21

NREAM has become a signatory to the Principles for Financial Action for the 21st Century (PFA21) in July 2019. PFA21 was established in October 2011 as a guideline for financial institutions seeking to fulfil their roles and responsibilities in shaping a sustainable society, with the Ministry of Environment taking on the role of secretariat.



[For more information, please refer to PFA21 website.](#) 

NREAM Received Minister of the Environment Award from PFA21 in FY2019

NREAM received Minister of the Environment Award in the general category from PFA21 as the most excellent efforts in fiscal year 2019.

<Award Details>


The Most Excellent Efforts in Fiscal Year 2019,
Minister of the Environment Award in the General Category.



<NREAM's Efforts Evaluated>

The certification and registration for an Environmental Management System (EMS) by the third party as the first J-REIT (EcoAction21)(※).

※For more information, please refer to “Certification and Registration for EcoAction 21 Program, Environmental Management System (EMS) in Japan” below thi

[For more information, please refer to the selection results.](#) 

Participation in GRESB Membership

GRESB

GRESB is an annual benchmarking assessment to measure ESG (Environmental, Social and Governance) integration of real estate companies and funds, as well as the name of organization which runs the assessment. It was founded in 2009 by a group of major European pension funds who played leading roles in launching Principles for Responsible Investment (PRI).

GRESB Real Estate Assessment does not focus on individual properties, but rather on sustainability initiatives by real estate companies, REITs and private real estate funds. Currently, over 150 investor members use the GRESB data for selecting investment destinations and holding dialogues with their portfolio companies, and in Japan, multiple institutions, including the Government Pension Investment Fund (GPIF), use the GRESB assessment results.

In the 2023 GRESB Real Estate Assessment, a total of 2,084 listed and unlisted real estate companies and funds participated worldwide.

[For more information, please refer to GRESB website.](#)

Participation in GRESB Membership

Nomura Real Estate Asset Management Co., Ltd. (NREAM) has become a GRESB Real Estate/ COMPANY & FUND MEMBER to better fulfill its role as an asset manager in light of the growing importance of ESG issues in the investment management industry. Having become a part of the international GRESB initiative, NREAM will engage in networking and information sharing with external corporations that implement cutting-edge ESG activities while introducing best practices undertaken in Japan to its global peers. In this way, NREAM will strive to promote sustainability.



About “4 Stars” and “Green Star” in the GRESB Real Estate Assessment

NMF received a “4 Stars” in GRESB Rating, which is based on GRESB Overall Score and its quintile position relative to global participants. NMF also won a “Green Star” designation for the ninth consecutive year by achieving high performance both in “Management Component” that evaluates policies and organizational structure for ESG promotion, and “Performance Component” that assesses environmental performance and tenant engagement of properties owned.



About an “A” Rating under the GRESB Public Disclosure Level Evaluation Scheme

We received an “A” rating for the eighth consecutive year, the highest rating given under the five-grade GRESB Public Disclosure Level evaluation scheme introduced in 2017 or our proactive information disclosure practices in connection with environmental and sustainability initiatives.



Participate in CDP climate change program

NMF responded to a questionnaire from the CDP (Carbon Disclosure Project) Climate Change Program, which evaluates efforts to disclose information on climate change. Furthermore, in the 2024 evaluation, we received a "B" score in the climate change field.



[For more information, please refer to CDP website.](#) 

Certification and Registration for EcoAction 21 Program, Environmental Management System (EMS) in Japan

The EcoAction 21 Certification/Registration Program is the certification and registration system by a third party for business operators promoting environmental management based on "EcoAction 21 Guidelines" formulated by Japan's Ministry of the Environment as part of its Environmental Management System. NMF became the first J-REIT to be certified and registered for "EcoAction 21" Program.



<Scope of Certification and Registration>

[For more information, please refer to EcoAction 21 website \(Available only in Japanese\).](#)

Reception of 2021 Climate Change Action Environment Minister's Commendation

The Climate Change Action Environment Minister's Commendation is a commendation presented by the Ministry of the Environment to individuals and organizations that have made outstanding achievements to addressing climate change.

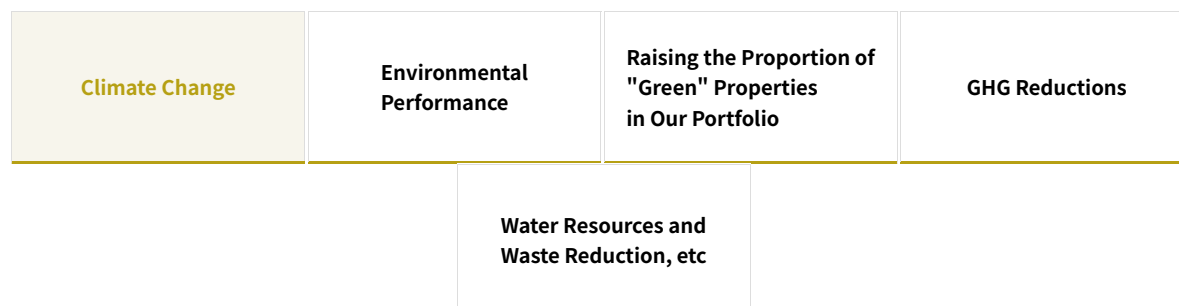
The ministry launched the Environment Minister's Commendation for Global Warming Prevention Activities in 1998 as part of its global warming countermeasures, but in consideration of factors such as recent trends in climate change countermeasures in society, the commendation was updated in 2020 to the Climate Change Action Environment Minister's Commendation.

The "Asset Management Company" has received the 2021 Climate Change Action Environment Minister's Commendation (Dissemination/Promotion category), sponsored by the Ministry of the Environment, in recognition of NMF's ongoing efforts for mitigation" and "adaptation" in the area of climate change.



[For more information, please refer to 2021 Climate Change Action Environment Minister's Commendation website](#)

Climate Change



Policy on climate change

Our Awareness of Climate Change

The concept of sustainable development was put forward in Our Common Future, the report submitted by the World Commission on Environment and Development (the Brundtland Commission) to the United Nations in 1987. As a result, climate change caused by global warming and its impacts was broadly recognized throughout the world as a major factor relating to environmental issues. In the early 1990s, the need to conclude international agreements on climate change countermeasures increased, and the United Nations Framework Convention on Climate Change was adopted at the United Nations Conference on Environment and Development (known as The Earth Summit) held in Rio de Janeiro in 1992 with the objective of stabilizing the atmospheric concentrations of greenhouse gases.

Under the UN Framework Convention on Climate Change, the Conference of the Parties (COP) has been held annually since 1995. The Kyoto Protocol, which sets greenhouse gas emissions targets for developed countries, was adopted at COP3 in 1997. This was an extremely significant step as an international global warming countermeasure, since it imposes specific duties on individual countries to take action to reduce emissions.

Subsequently, the Paris Agreement was adopted at COP21, which was held in Paris in 2015. It seeks to pursue efforts to keep the global average temperature rise to 1.5°C while keeping it well below 2°C compared to before the Industrial Revolution, with agreement reached that each UN member establish its own greenhouse gas reduction targets.

One representative impact of climate change that has been measured to date is the increase in average temperatures. According to Meteorological Agency data, global average annual temperatures are rising at a rate of 0.75°C per century, and in Japan, the annual average temperature is increasing by 1.26°C per century.

There are concerns about the impact of climate change, which is thought to be the effect of global warming, and the impact of large-

scale natural disasters on ecosystems around the world. In addition, the damage caused by large typhoons and torrential rains, which are thought to be the effects of climate change, has been occurring one after another. According to the Japan Meteorological Agency, the annual number of occurrences of precipitation of 50 mm or more per hour nationwide was about 226 times during the 10 years from 1976 to 1985, but about 334 times during the 10 years from 2011 to 2020.

As a result of these tangible effects of climate change as well as efforts to reinforce global frameworks concerning global warming and climate change exemplified by the Paris Agreement, climate change has been attracting increasing attention in recent years not just as something to be addressed by countries and governments, but also as a social responsibility to be fulfilled by the private sector.

Positioning of Climate Change by NMF and Basic Policy

Based on the idea that it is essential for our sustainable growth to realize sustainable society, we also believe our contribution to solving social issues through our business is in line with our fundamental philosophy of “securing stable profit over the medium to long term” and “steadily achieving growth in assets under management.” Consequently, it would contribute to improving our unitholder value. When undertaking specific initiatives, we have engaged in repeated discussions taking into consideration the impacts on NMF’s business and performance and the expectations and interests of stakeholders, and we have identified ESG material issues (materiality) that are particularly important to us.

Based on Our Awareness of Climate Change set forth in (1) above, responses to climate change are an urgent management issue that NMF will face while undertaking sustainable business activities, and we have positioned it as a materiality issue.

For details on NMF’s materiality issues, the materiality identification process, and the relationships among materiality issues and the SDGs, refer to the [Materiality](#) page.

Climate change involves medium- to long-term risks, and if we are unable to respond appropriately to those risks, there is a possibility that NMF will not be able to achieve steady growth of assets under management and that it will be difficult to achieve increases in unitholder value over the medium to long term.

On the other hand, we believe that climate change will present new business opportunities. If we are able to address these issues appropriately, this will lead to increases in the value of assets under management as well as higher unitholder value.

Based on this recognition, we aim to contribute to the transition to a low-carbon society and expand the profit opportunities, and while fully managing the physical and transition risks associated with climate change, it also uses greenhouse gases. We will continue to promote efforts such as emission reduction.

Expression of Support for TCFD Recommendations

In July 2020, the asset management company to which NMF entrusts management of its assets expressed its support for the TCFD Recommendations and decided to join the TCFD Consortium, an organization of companies in Japan that support the TCFD Recommendations. The objectives are to promote dialogue with unitholders and other stakeholders and collaborate with them to achieve continuous improvement through expansion and enhancement of information disclosures relating to policies and initiatives regarding climate change.

The TCFD is the Task Force on Climate-related Financial Disclosures established by the Financial Stability Board (FSB) for the purpose of investigating climate change related disclosures and how financial institutions should respond. Climate change is a serious risk for the global economy, and the TCFD has announced recommendations urging companies and other organizations to ascertain and disclose information relating to governance, strategy, metrics and targets, and risk management.

The TCFD Consortium is an organization that was established with a view to encouraging concerted efforts by companies and financial institutions that support the TCFD and discussion of effective corporate disclosure and initiatives that link disclosed information to appropriate investment decisions on the part of financial institutions and other organizations.

Disclosure based on TCFD Recommendations

NMF expressed support for TCFD in 2019 and joined the TCFD Consortium to promote risk analyses, risk management and initiatives related to climate change, and facilitate TCFD-based information disclosures.

Item	Main details
Governance	<ul style="list-style-type: none"> For information relating to NMF's ESG Policies and Management Structure, please see here.
Strategy	<ul style="list-style-type: none"> NMF has identified risks and opportunities relating to climate change risks that will affect it and has conducted scenario analysis to investigate the effects on business. For details of the scenario analysis, please see here.
Risk Management	<ul style="list-style-type: none"> For information on NMF's risk management, please see here.
Metrics and Targets	<ul style="list-style-type: none"> NMF has set a target of achieving net zero GHG emissions by 2050 and an interim target of an 80% reduction in total GHG emissions (Scope 1, 2, and 3 (Category 13) emissions compared with the 2019 level). For information on the environment-related materiality issues, please see here. For NMF's roadmap formulated for achieving the environment-related materiality issues, please see here. For NMF's action plan for reducing GHG emissions, please see here. For NMF's action plan for addressing issues concerning water resources and waste reduction, etc., please see here.

Strategy : Scenario Analysis

Scenario Analysis Assumptions

NMF conducted scenario analysis using future climate predictions announced by various international organizations and other groups as the main information sources. The main information sources referenced by NMF are indicated below. Climate change risks can be broadly classified as transition risks and physical risks, and it is believed that the relationship between these two types of risks is one of interdependence and trade-offs.

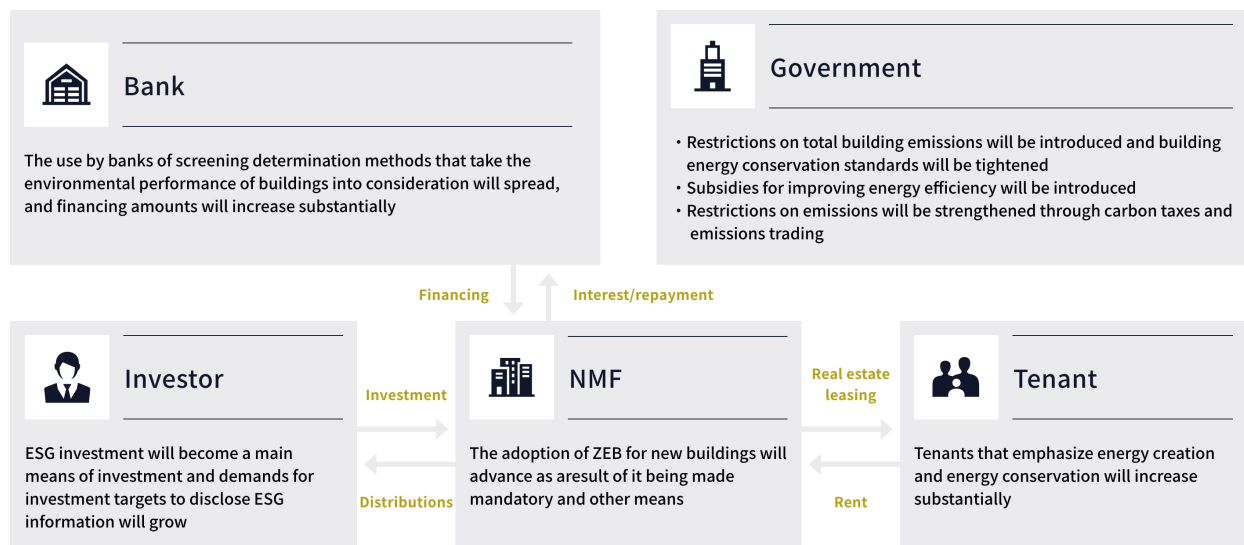
Climate Change Risks		Main Information Sources Referenced
Transition risks	Risks arising from new regulations, tax systems, technologies, and so on introduced to create a decarbonized society	IEA (International Energy Agency) World Energy Outlook 2023 International Energy Agency (IEA), World Energy Outlook 2023
Physical risks	Risks arising from climate change itself, such as changes in weather	Intergovernmental Panel on Climate Change (IPCC), Fifth Assessment Report (AR6)

In light of the intent of the Paris Agreement, NMF set three patterns—a 4°C scenario, 2°C scenario, and 1.5°C scenario—as the assumed scenarios for scenario analysis. Overviews of each scenario are set forth below.

2°C Scenario and 1.5°C Scenario

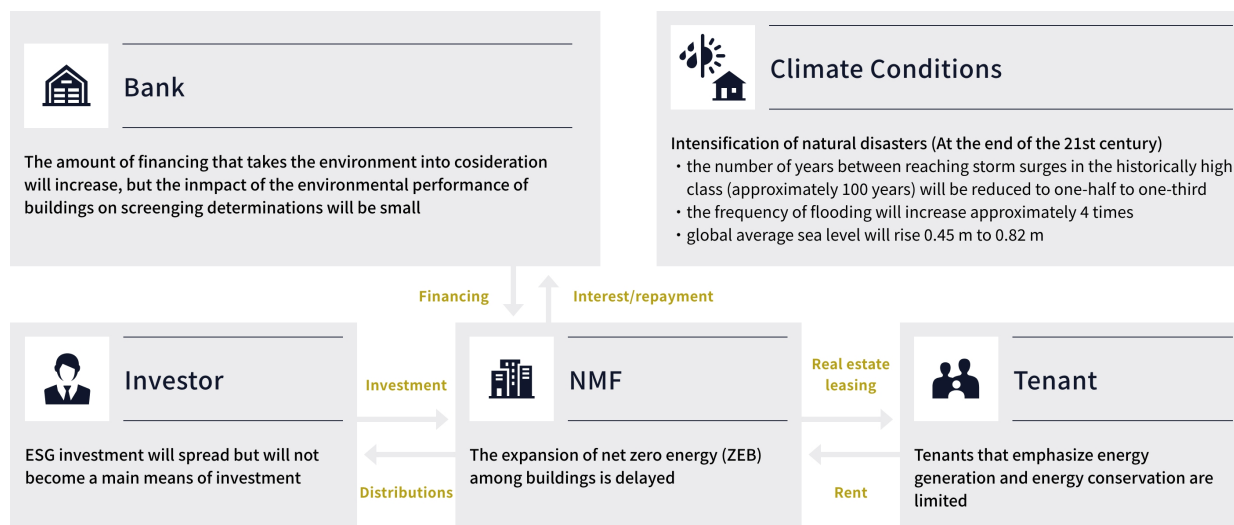
The 1.5°C scenario assumes that greenhouse gas emissions will trend downward as a result of the adoption of more strict regulations, tax systems, and so on to achieve a decarbonized society. This scenario entails low physical risks and high transition risks.

The 2°C scenario is positioned between the 4°C scenario and the 1.5°C scenario and assumes that greenhouse gas emissions will be curtailed to some degree as a result of the adoption of more strict regulations, tax systems, and so on, similar to the 1.5°C scenario. This scenario entails low physical risks and high transition risks, but not to the same degree as the 1.5°C scenario.



4°C Scenario

The 4°C Scenario assumes that more strict regulations, tax systems, and so on will not be introduced to create a decarbonized society and that greenhouse gas emissions will continue to increase. This scenario entails high physical risks and low transition risks.



Verification of Financial Impact Amounts Based on Scenario Analysis

NMF verified the scope of the financial impacts from the identified risks and opportunities for each of the three scenario patterns described above. Impacts were verified at 2030 (medium-term outlook) and 2050 (long-term outlook) for each scenario. A summary of the results is set forth in the table below.

This verification made reference to scenarios announced by the IEA, IPCC, and other organizations, objective forecast data announced by other third-party specialized organizations, and other data available at the time, and involved qualitative and quantitative verification based on the status of the NMF's asset holdings, but the known risks entail uncertainties, and unknown risks and other factors are inherent, and consequently, there is no guarantee of the accuracy or safety of that information.

1.5°C Scenario

(hundred million yen)

<Changes in the world>

<Risk details>

<Details of opportunities/risk reduction and corresponding costs>

Category		Risk	Financial impact amount			Opportunity/Response cost	Financial impact amount				
			2030	2050			2030	2050			
Policy	Introduction of carbon tax system	Transition risk	Incurrence/increase of carbon tax burden	(Single year) ▲4.7	(Single year) ▲8.5	➡	Risk mitigation	Reduced burden of carbon tax due to energy saving construction and introduction of renewable energy electricity	(Single year) + 3.7	(Single year) + 6.6	
							Required cost	Cost increase due to introduction of renewable energy electricity	(Single year) ▲0.3	(Single year) ▲0.3	
Market	Increasing number of companies aiming to become carbon neutral Selection of properties with emphasis on energy creation and energy saving performance by tenants			Declining competitiveness of properties with poor environmental performance (properties that have not obtained environmental certification)	(Single year) ▲13.0	(Single year) ▲13.0	➡	Opportunity	Improving the competitiveness of properties with high environmental performance (properties with environmental certification)	(Single year) + 9.4	(Single year) + 9.4
							Risk mitigation	Restore and improve competitiveness by improving environmental performance (obtaining environmental certification)	(Single year) + 4.6	(Single year) + 4.6	
							Required cost	Environmental certification acquisition and maintenance costs	(Single year) ▲0.3	(Single year) ▲0.3	
	Changes in banks' lending decisions based on the Principles for Responsible Banking		Decrease in funding costs through green loans, etc.	—(*1)		—	—(*1)				
Acute	Increasing severity of natural disasters	Physical risk	Occurrence/increase in property damage due to floods and storm surges and decrease in rental income due to business suspension	(Cumulative) ▲8.0	(Cumulative) ▲36.2	➡	Risk mitigation/Opportunity	Generation/increase of insurance income	(Cumulative) +8.0	(Cumulative) +36.2	
			Increase in non-life insurance premiums	(Single year) ▲0.1	(Single year) ▲0.6						
Chronic	Increase in average temperature		Increase in cooling costs	(Single year) ▲0.1	(Single year) ▲0.1				Reduce heating costs	—(*1)	
			Total (①)	(Single year) ▲18.0 (Cumulative) ▲8.0	(Single year) ▲22.2 (Cumulative) ▲36.2		Total (②)	(Single year) + 17.1 (Cumulative) + 8.0	(Single year) + 20.0 (Cumulative) + 36.2		
							Residual risk (①-②)	(Single year) ▲0.9 (Cumulative) -	(Single year) ▲2.2 (Cumulative) -		

*1 Because the impact is minor, it is not included in the calculation.

*2 For the prerequisites for calculating each risk, please see [here](#).

NMF response policy

Category			NMF response policy and initiatives
Transition risk related	Policy	Introduction of carbon tax system	<p>Reducing carbon taxes by reducing GHG emissions</p> <p>■ Goal (KPI)</p> <ul style="list-style-type: none"> ✓ Net zero greenhouse gas (GHG) emissions by 2050 ✓ Reduce greenhouse gas (GHG) by 80% by 2030 (2019 standard) ✓ Renewable energy electricity: 100% introduction by 2030 * <p>(*Applicable to properties for which the Investment Corporation has management authority)</p>
	Market	Increasing number of companies aiming to become carbon neutral Selection of properties with emphasis on energy creation and energy saving performance by tenants	<p>Maintaining and improving property competitiveness by improving the environmental performance of owned properties and obtaining environmental certification</p> <p>■ Goal (KPI)</p> <ul style="list-style-type: none"> ✓ We aim to increase the percentage of properties we own that have acquired green certification (equivalent to 3★ or higher) to 70%* by 2030. <p>*Green certification (equivalent to 3★ or higher) refers to DBJ Green Building certification 3★ or higher, BELS certification 3★ or higher, or CASBEE real estate B+ or higher.</p> <p>*Based on owned properties excluding land properties, and based on total floor area.</p>
		Changes in banks' lending decisions based on the Principles for Responsible Banking	<ul style="list-style-type: none"> • Formulation of green finance framework, etc. • Green loan borrowing, green bond issuance, etc.
Physical risk related	Acute	Increasing severity of natural disasters	<ul style="list-style-type: none"> • When making a new investment: Investigation of climate change risks such as flooding risk during the due diligence process • During property operation: Periodic sustainability risk assessment (including climate change risks such as flooding risk) • Disaster countermeasures in terms of both hardware and software (Hardware side: waterproof version installation, road heating installation, etc.) (Intangible aspects: inland flood risk alert distribution system, BCP planning, disaster prevention training, etc.) • Appropriate insurance against disaster risks
	Chronic	Increase in average temperature	

4°C Scenario (reference)

<Changes in the world>		<Risk details>		(hundred million yen)							
Category		Risk	Financial impact amount			Opportunity/Response cost	Financial impact amount				
			2030	2050			2030	2050			
Policy	Introduction of carbon tax system	Transition risk	Incurrence/increase of carbon tax burden	(Single year) ▲0.1	(Single year) ▲0.1	➡	Risk mitigation	Reduced burden of carbon tax due to energy saving construction and introduction of renewable energy electricity	(Single year) +0.1	(Single year) +0.1	
							Required cost	Cost increase due to introduction of renewable energy electricity	(Single year) ▲0.3	(Single year) ▲0.3	
Market	Increasing number of companies aiming to become carbon neutral Selection of properties with emphasis on energy creation and energy saving performance by tenants			Declining competitiveness of properties with poor environmental performance (properties that have not obtained environmental certification)	-	-	➡	Opportunity	Improving the competitiveness of properties with high environmental performance (properties with environmental certification)	-	-
							Risk mitigation	Restore and improve competitiveness by improving environmental performance (obtaining environmental certification)	-	-	
			Changes in banks' lending decisions based on the Principles for Responsible Banking		Decrease in funding costs through green loans, etc.	—(*1)		—	Required cost	Environmental certification acquisition and maintenance costs	-
							—(*1)				
Acute	Increasing severity of natural disasters	Physical risk	Occurrence/increase in property damage due to floods and storm surges and decrease in rental income due to business suspension	(Cumulative) ▲8.8	(Cumulative) ▲49.5	➡	Risk mitigation/Opportunity	Generation/increase of insurance income	(Cumulative) +8.8	(Cumulative) +49.5	
			Increase in non-life insurance premiums	(Single year) ▲0.2	(Single year) ▲1.1						
Chronic	Increase in average temperature			Increase in cooling costs	(Single year) ▲0.1			(Single year) ▲0.3		Reduce heating costs	—(*1)
			Total (①)	(Single year) ▲0.4 (Cumulative) ▲8.8	(Single year) ▲1.5 (Cumulative) ▲49.5			Total (②)	(Single year) +0.2 (Cumulative) +8.8	(Single year) +0.2 (Cumulative) +49.5	
								Residual risk (①-②)	(Single year) ▲0.6 (Cumulative) -	(Single year) ▲1.7 (Cumulative) -	

*1 Because the impact is minor, it is not included in the calculation.

*2 For the prerequisites for calculating each risk, please see [here](#).

Risk Management

The risk management systems relating to sustainability of the asset management company to which NMF has entrusted operation of its assets are as set forth below.

At the time of investment decision

When making new investments in assets under management, the Investment Committee makes investment decisions in the due diligence process taking into consideration various investigations of climate change related risks. Specifically, with respect to the possibility of flooding and inundation of a target property, the inundation level and inundation history are investigated and confirmed using various hazard maps and the history of hydraulic engineering work implementation is also investigated and confirmed. In addition, the presence of environmental and energy-conserving facilities including acquisition of environmental certification, the status of business continuity planning, and other factors are confirmed.

During operation

The Sustainability Promotion Committee performs management and monitoring of overall risks relating to sustainability including climate change risks. Specifically, the status of implementation of energy-conservation measures to achieve greenhouse gas (GHG) emissions reduction targets (see (4) Metrics and Targets below for details) and the status of GHG reductions based on such implementation are monitored for each property, and this information is visualized to analyze the factors of increases or decreases in GHG emissions, and necessary countermeasures are investigated as needed. In addition, sustainability and risk assessment sheets are prepared for each property and the likelihood of climate change risks and other risks occurring is evaluated. These evaluations are conducted for a certain proportion of owned properties each year in accordance with a rotation of approximately five years for all properties. All sustainability initiatives, including climate change risk, are promoted based on the management and supervision of the Chief Executive Officer (Director) for Sustainability Promotion.

Metrics and Targets : Materiality

NMF is aware that solving environmental problems exemplified by climate change is an important management issue within its sustainable business and its business strategies for achieving sustainable business. Based on this understanding, NMF is investing in lower environmental impact buildings, taking measures to increase the efficiency of energy usage and reduce GHG emissions through the implementation of environmental and energy conservation measures at owned properties, and seeks to establish a low environmental impact portfolio.

Making owned properties greener

Key Performance Indicator

Raise the ratio of properties acquired green certification (with three stars or more or equivalent to) to **70%** by 2030.

※Green certification (with three stars or more or equivalent to) refers to DBJ Green Building Certification (three stars or more) or BELS Certification (three stars or more), or CASBEE for Real Estate (B+ or higher)

※The figure is calculated based on the floor area of our properties excluding land.

※For actual results to KPI, please refer [here](#).

Greenhouse Gas (GHG) Emissions

Key Performance Indicator (KPI)

Achieve **net zero** greenhouse gas (GHG) emissions by 2050

Achieve **80% reduction** in greenhouse gas (GHG) emissions by 2030 (compared with the 2019 level)
(Category 13 (Fuel and electricity related to tenant management assets))

Water Use

Key Performance Indicator (KPI)

Achieve **10% reduction** in water use per floor area (intensity) in our portfolio by 2030 compared with the 2016 levels

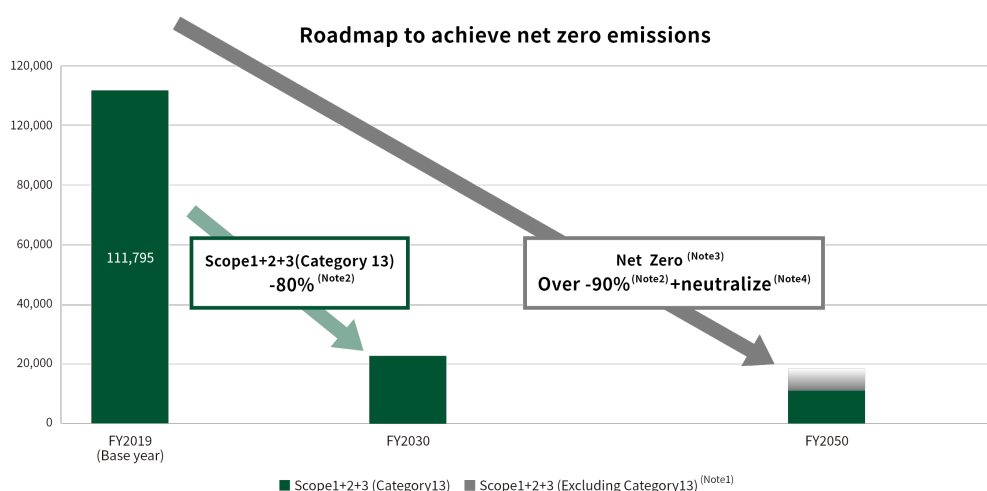
Metrics and Targets : Transition Roadmap

NMF has formulated a transition roadmap to achieve net zero GHG emissions by 2050.

NMF will endeavor to reduce total Scope 1, 2, and 3 (Category 13) GHG emissions by 80% compared with the 2019 level by 2030.
For the detailed action plan, please see [here](#).

Toward 2050, NMF will endeavor to achieve net zero Scope 1, 2, and 3 GHG emissions.

In accordance with the definition of net zero emissions referred to above, NMF will reduce its total GHG emissions by 90% compared with the 2019 level and neutralize the remaining emissions by internationally accredited methods.



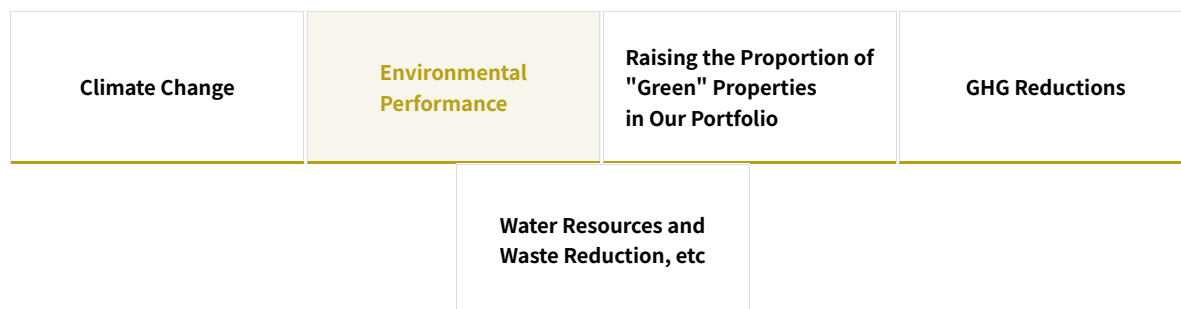
(Note 1) The heights of the bars in the graph are roughly depicted. Although at this point NMF has not set KPIs for items other than Scope 3 Category 13 items, NMF will work on reduction of emissions for other items.

(Note 2) The FY2019 results are used as the base year.

(Note 3) The achievement of net zero emissions for items other than Scope 3 Category 13 items will be set as KPIs.

(Note 4) In accordance with the definition of net zero emissions, NMF will neutralize the remaining emissions by internationally accredited methods.

Environmental Performance



Environmental Performance

Green Properties in Our Portfolio

Key Performance Indicator (KPI)

Raise the ratio of properties acquired green certification (with three stars or more or equivalent to) to **70%** by 2030.

※Green certification (with three stars or more or equivalent to) refers to DBJ Green Building Certification (three stars or more) or BELS Certification (three stars or more), or CASBEE for Real Estate (B+ or higher)

※The figure is calculated based on the floor area of our properties excluding land.

Environmental Certification

	Number of Properties	Floor Area (㎡)	Certified Ratio
Green certification (with three stars or more or equivalent to)	80	1,601,427.54	65.5%
Green certification	87	1,619,925.83	66.2%
DBJ Green Building Certification	56	936,103.96	38.3%
BELS Certification	48	976,122.29	39.9%

(※1) Total number of properties with environmental certification includes CASBEE for Real Estate Certifications.

(※2) Acquisition status as of today.

(※3) Calculated based on properties in the fund excluding land.

(※4) Calculated based on the floor area multiplied by the fund share of the property or on the floor area of exclusively owned space.

Greenhouse Gas (GHG) Emissions

Key Performance Indicator (KPI)

Achieve **net zero** greenhouse gas (GHG) emissions by 2050

Achieve **80% reduction** in greenhouse gas (GHG) emissions by 2030 (compared with the 2019 level)

Actual results of our GHG emissions

	Unit	FY2019 (Base Year)	FY2022	FY2023	FY2024	FY2030 (Target Year)
GHG Emissions (①)	t-CO ₂	111,795	108,184	91,723	84,133	—
Scope 1	t-CO ₂	1,598	1,289	1,196	1,142	—
Scope 2	t-CO ₂	24,125	22,047	18,379	13,022	—
Scope 3 Category 13 (Fuel and electricity related to tenant management assets)	t-CO ₂	86,072	84,848	72,148	69,970	—
GHG Emissions Intensity	%	-	-3.2%	-18.0%	-24.7%	▲80.0%
Reduction Rate	t-CO ₂ /㎡	0.0459	0.0405	0.0384	0.0341	—
Energy Consumption (②)	%	-	-11.9%	-16.4%	-25.8%	—
Energy Consumption Intensity	Kl	62,446	59,321	52,115	53,700	—
①/② ※	%	-	-5.0%	-16.5%	-14.0%	—

※ This has been retroactively revised due to changes in the standards for properties subject to aggregation.

※ Scope 3 is subject to emissions derived from areas controlled by tenants.

Water Use

Key Performance Indicator (KPI)

Achieve **10% reduction** in water use per floor area (intensity) in our portfolio by 2030 compared with the 2016 levels

Actual results of our water use

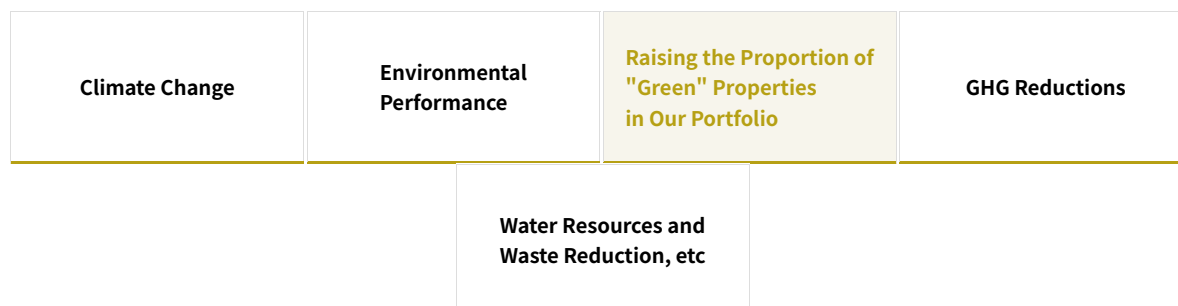
	Unit	FY2016 (Base Year)	FY2021	FY2022	FY2023	FY2024	FY2030 (Target Year)
Water Use	m ³	777,209	519,153	622,090	683,268	667,701	—
Water Use Intensity	m ³ /m ²	0.665	0.456	0.543	0.582	0.578	—
Reduction Rate	%	-	−31.5%	−18.3%	−12.5%	−13.1%	−10.0%

Waste Amount

Actual results of our water use

	Unit	FY2020	FY2021	FY2022	FY2023	FY2024
Waste Disposed	Kg	6,019,780	9,567,035	15,129,152	16,423,599	13,951,416
Waste Amount Intensity	Kg/m ²	3.84	6.89	7.94	7.92	6.01

Raising the Proportion of "Green" Properties in Our Portfolio



Raising the Proportion of “Green” Properties in Our Portfolio

Basic Policy

NMF recognizes that helping resolve environmental problems, such as issues associated with climate change, is of critical importance to the success of its business strategies aimed at securing ongoing operations. Based on this recognition, NMF is striving to minimize environmental burdens attributable to its portfolio. NMF therefore engages in investment in environmentally friendly properties while working to enhance the efficiency of its energy use by, for example, introducing eco-friendly and energy-saving countermeasures at its properties.

We will consider acquiring green certification for all existing portfolios and all properties to be acquired in the future, and promote the acquisition of green certification (3 ★ equivalent or higher), which is the standard for KPIs.

Key Performance Indicator

Raise the ratio of properties acquired green certification (with three stars or more or equivalent to) to **70%** by 2030.

※Green certification (with three stars or more or equivalent to) refers to DBJ Green Building Certification (three stars or more) or BELS Certification (three stars or more), or CASBEE for Real Estate (B+ or higher)

※The figure is calculated based on the floor area of our properties excluding land.

※For actual results to KPI, please refer [here](#).

DBJ Green Building Certification

The DBJ Green Building Certification is a certification system created by the Development Bank of Japan (DBJ) to support real estate properties with environmental and social awareness. The certification system evaluates convenience, comfort, disaster/crime prevention, energy-saving, involvement with communities, etc. in addition to environmental performance, and evaluation results are expressed in five-level ratings (5 stars ★★★★★ to 1 star ★).

Properties with the best class environmental & social awareness	Properties with exceptionally high environmental & social awareness	Properties with excellent environmental & social awareness	Properties with high environmental & social awareness	Properties with satisfactory environmental & social awareness
 DBJ Green Building 2018 ★★★★★	 DBJ Green Building 2019 ★★★★	 DBJ Green Building 2019 ★★★	 DBJ Green Building 2019 ★★	 DBJ Green Building 2019 ★

Acquisition of BELS Certification

BELS certification is provided under a public evaluation system, which evaluates the energy conservation performance of non-residential buildings based on the Building Energy Efficiency Act.

The assessment is on the basis of the Building Energy Index (BEI) value derived from primary energy consumption based on the building energy efficiency standards provided by the Japanese government.

Third parties evaluate the performance of buildings from various points of view, regardless of whether a building is new or not, and the evaluation result is represented by a number of stars (from 1 star "★" to 6 stars "★★★★★★").



Acquisition of CASBEE for Real Estate

CASBEE (Comprehensive Assessment System for Built Environment Efficiency) is a method of evaluating and rating the environmental performance of buildings and is being promoted under the leadership of the Ministry of Land, Infrastructure, Transport and Tourism. The evaluation is based on 5 categories: "Energy and greenhouse gases", "Water", "Resource use and safety", "Biodiversity and sites", "Indoor environment", and the evaluation results are presented in 5 levels (from Rank C ★ to Rank S ★★★★★★).

Acquisition status of environmental certifications

Properties	Sector	DBJ Green Building	BELS	CASBEE
Fukasawa House Towers H&I	Residential	★★★★★		
Shinjuku Nomura Building	Office	★★★★		
PMO Akihabara Kita	Office	★★★★	★★★	
Yokosuka More's City	Retail Facilities(Near Stations)	★★★★		
Universal CityWalk Osaka	Retail Facilities(Near Stations)	★★★★		
Landport Itabashi	Logistics	★★★★	★★	
Landport Kawagoe	Logistics	★★★★	★★★★	
PROUD FLAT Shirokane Takanawa	Residential	★★★★		
PRIME URBAN Shinkawa	Residential	★★★★		
PRIME URBAN Ikebukuro	Residential	★★★★		
PRIME URBAN Toyosu	Residential	★★★★		
PRIME URBAN Sapporo Riverfront	Residential	★★★★		
La'gent Stay Hakodate Ekimae/HAKOVIVA	Hotels	★★★★		
NRE Tennozu Building	Office	★★★		
PMO Nihonbashi Honcho	Office	★★★	★★	
PMO Akihabara	Office	★★★	★	
PMO Hatchobori	Office	★★★	★	
PMO Nihonbashi Odenmacho	Office	★★★	★★	
PMO Higashi-nihonbashi	Office	★★★	★	
PMO Tamachi	Office	★★★	★★	
PMO Ginza Hatchome	Office	★★★	★★	
PMO Shibakoen	Office	★★★	★★	
NEC Head Office Building	Office	★★★		
Harumi Island Triton Square Office Tower Z	Office	★★★		

Properties	Sector	DBJ Green Building	BELS	CASBEE
PMO Shinnihonbashi	Office	★★★	★★★★★	
PMO Hirakawacho	Office	★★★	★★	
PMO Nihonbashi Mitsukoshi-mae	Office	★★★	★★★	
PMO Shibadaimon	Office	★★★	★★	
PMO Higashi-Shinbashi	Office	★★★	★★★	
PMO Hamamatsucho	Office	★★★	★★	
PMO Hamamatsucho II	Office	★★★	★★	
Sapporo North Plaza	Office	★★★		
Omron Kyoto Center Building	Office	★★★	★	
SORA Shin-Osaka 21	Office	★★★		
nORBESA	Retail Facilities(Near Stations)	★★★		
Landport Urayasu	Logistics	★★★	★★	
Landport Kasukabe	Logistics	★★★	★★	
Atsugi Minami Logistics Center B Tower	Logistics	★★★	★★	
Hanyu Logistics Center	Logistics	★★★	★★★★★ (ZEB Ready)	
Landport Ome I	Logistics	★★★	★★★★★ (ZEB Ready)	
Landport Ome III	Logistics	★★★	★★★★★	
PROUD FLAT Sumida Riverside	Residential	★★★		
PROUD FLAT Kamata II	Residential	★★★		
PROUD FLAT Asakusa Komagata	Residential	★★★		
PROUD FLAT Yokohama	Residential	★★★		
PROUD FLAT Kamioooka	Residential	★★★		
PROUD FLAT Tsurumi II	Residential	★★★		
PRIME URBAN Nihonbashi Yokoyamacho	Residential	★★★		
PRIME URBAN Kagurazaka	Residential	★★★		

Properties	Sector	DBJ Green Building	BELS	CASBEE
PRIME URBAN Monzen Nakacho	Residential	★★★		
PRIME URBAN Machiya South Court	Residential	★★★		
PRIME URBAN Nihonbashi Kayabacho	Residential	★★★		
PROUD FLAT Omori III	Residential	★★★		
PROUD FLAT Shibuya Tomigaya	Residential	★★★		
PRIME URBAN Sakaisuji Honmachi	Residential	★★★		
Serenite Shinsaibashi Grande	Residential	★★★		
Landport Atsugi	Logistics		★★★★★	
Landport Kashiwa Shonan I	Logistics		★★★★★	
Landport Hachioji II	Logistics		★★★★★ (ZEB Ready)	
Landport Iwatsuki	Logistics		★★★★★ (ZEB Ready)	
Landport Higashi-Narashino	Logistics		★★★★★ (ZEB Ready)	
Landport Ome II	Logistics		★★★★★	
Landport Shinonome / Yasuda Soko	Logistics		★★★★★ (ZEB Ready)	
Landport Tama	Logistics		★★★★★ (ZEB)	
Landport Hachioji	Logistics		★★★★★	
Landport Kashiwa Shonan II	Logistics		★★★★★	
PMO Nihonbashi Kayabacho	Office		★★★	
PMO Tamachi II	Office		★★★	
PMO Hatchobori Shinkawa	Office		★★★	
PMO Hatchobori III	Office		★★★	
PMO Ochanomizu	Office		★★★	
H ¹ O Nihonbashi Kobunacho	Office		★★★	

Properties	Sector	DBJ Green Building	BELS	CASBEE
GEMS Ichigaya	Retail Facilities(Near Stations)		★★	
GEMS Shinbashi	Retail Facilities(Near Stations)		★★	
GEMS Sangenjaya	Retail Facilities(Near Stations)		★★	
GEMS Namba	Retail Facilities(Near Stations)		★★	
Secom Medical Building	Office		★	
GEMS Shibuya	Retail Facilities(Near Stations)		★	
PROUD FLAT Kinshicho	Residential		★	
NMF Aoyama 1-chome Building	Office			★★★★★ (Rank S)
NRE Osaka Building	Office			★★★★★ (Rank S)
Sagamihara Shopping Center	Retail Facilities (Residential Areas)			★★★★★ (Rank S)
Musashiurawa Shopping Square	Retail Facilities (Residential Areas)			★★★★★ (Rank S)
Izumiya SC Yao	Retail Facilities (Residential Areas)			★★★★★ (Rank S)
Sagamihara Tana Logistics Center	Logistics			★★★★ (Rank A)
PRIME URBAN Meguro Ohashi Hills	Residential			★★★★ (Rank A)
PRIME URBAN Higashi Nakano Court	Residential			★★★ (Rank B+)

[Details of DBJ Green Building.](#) 

Acquiring BELS certification using Subsidy

We acquired BELS certification for the following properties using subsidies based on “The existing building energy conservation promotion project 2023 (support for diagnosis and display of energy conservation performance)”.



Hanyu Logistics Center



Landport Hachioji II



Landport Iwatsuki



Landport Ome I



PMO Shinnihonbashi



Landport Hachioji



PMO Nihonbashi Mitsukoshi-mae



PMO Ochanomizu



PMO Hirakawacho



PMO Shibadaimon



Atsugi Minami Logistics Center B Tower

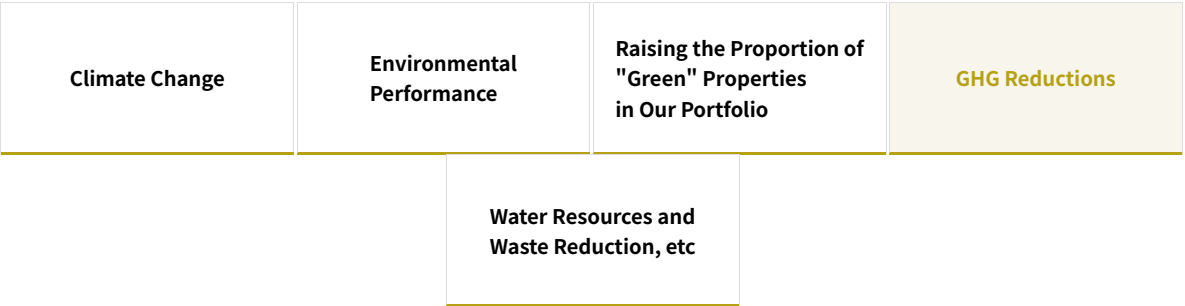


PMO Higashi-nihonbashi



Omron Kyoto Center Building

GHG Reductions



Greenhouse gas emissions

Key Performance Indicator (KPI)

Achieve **net zero** greenhouse gas (GHG) emissions by 2050

Achieve **80% reduction** in greenhouse gas (GHG) emissions by 2030 (compared with the 2019 level)

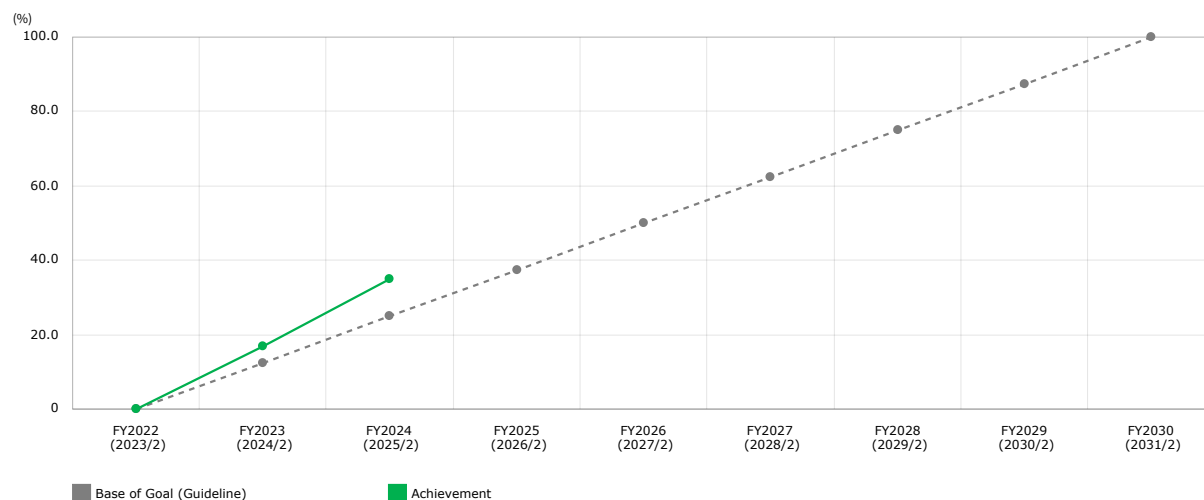
(Category 13 (Fuel and electricity related to tenant management assets))

For actual results to KPI, please refer [here](#).

Adoption of electricity from renewable energy

Toward the achievement of NMF's interim target of an 80% reduction in total GHG emissions by 2030 (compared with the 2019 level), it will introduce renewable energy to 100% of the properties (note) for which it has management authority by 2030.

(note) Excluding properties where the tenant has entered into a contract with the power company, such as a whole building rental property



Solar Power Generation Facilities

We are utilizing renewable energy by installing solar power generation panels on the rooftops of logistics facilities.

(FY2024 actual results)

Number of properties	Annual output
12 properties	15,498,120 kWh

※Targeting properties that can be managed and tabulated by Nomura Real Estate Heating and Cooling Supply Co., Ltd.

※For properties acquired or sold during the period, the holding period is counted.



Landport Urayasu




Landport Kasukabe



Landport Atsugi

Energy Saving via a Switchover to LED Lighting

We are promoting a switchover to LED lighting at our properties to reduce energy consumption.



Shinjuku Nomura Building



Landport Kashiwa Shonan 1

Energy Saving via the Renewal of Air-Conditioning Facilities

We are engaging in the renewal of air-conditioning facilities at our properties to reduce energy consumption.



NMF Shiba-koen Building

Energy Saving via installing double sash

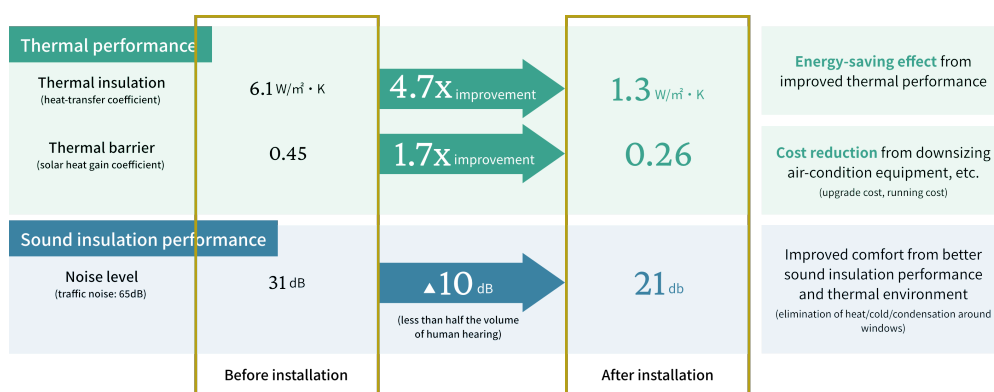
We are installing double sash to improve heat insulation and reduce the air conditioning energy required to keep the room temperature constant to reduce energy consumption.

(Sapporo North Plaza, NRE Yotsubashi Building)

Advanced energy-saving initiative: multiple effects realized through double skin (installation of double sash windows)

Most efficient energy-saving measure for existing buildings: Reduction of air-conditioning load (approx. 40% of total building energy consumption)

In addition to replacing lighting and air conditioning at end of useful life with high-performance equipment, the retrofitting of highly cost-effective double sash windows improves thermal insulation and achieves further energy savings



(Note 1) Attributable to downsizing of air handling units (AHUs) and associated reductions in maintenance costs.



NRE Yotsubashi Building

Installed inner glass

Slimmer window frames improved design and helped increase property value.

3 layers of glass in total:

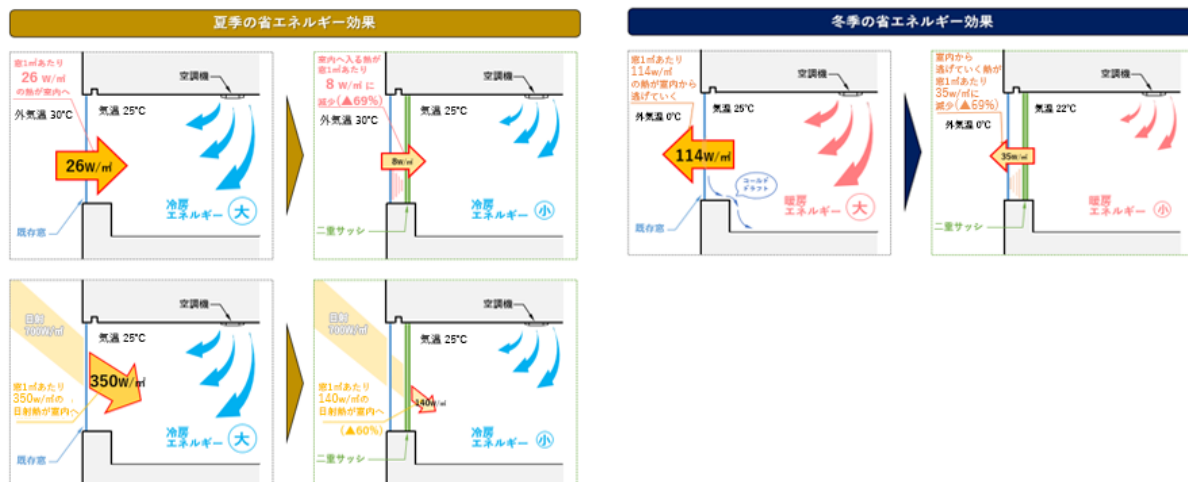
Window on existing exterior wall (1 layer) + Double sash windows (high transmittance, triple low-E glass: 1 layer + high transmittance glass: 1 layer)

Received Award of Excellence in the mitigation category at the 2022 Osaka Climate Change Action Awards



Outline

Award given to businesses and other organizations that undertaken particularly outstanding exemplar initiatives with regard to measures against climate change and measures mitigating the heat island phenomenon, in recognition of their achievements.



The installation of double sash windows has the effect of improving indoor comfort as well as saving energy.

- Eliminates “cold drafts” from air cooled by the window surface flowing at foot level
- Reduces condensation that occurs around windows such as with existing glass/aluminum sash windows and air conditioning outlets
- Creates room spaces where the indoor temperature does not fluctuate much and there is little temperature difference between the window area and the center of the room
- Shortens the time for heating up, and improves sound insulation, etc.

Collaboration with Tenants

Based on an understanding that real property operation that takes into consideration global environmental issues will lead to stable operations over the medium to long term, NMF is collaborating with tenants in owned properties and entering into green lease agreements to address global environmental issues including reducing energy and water use as well as reduction and proper disposal of waste throughout the entire business supply chain.

Green Lease Clauses

Standard lease contracts proposed by NMF include the following clauses aimed at ensuring that NMF and tenants work together to reduce environmental burdens.

- Collaboration in the implementation of energy- and water-saving measures and waste reduction efforts to improve environmental performance and acquire relevant external certifications
- Information sharing pertaining to status and goals with regard to energy consumption and other environmental performance indicators

<An example of a green lease scheme>

Under this scheme, NMF and its tenants agreed to share expenses for investment in energy-saving facility upgrades (i.e., a switchover to LED lighting)

- NRE Yotsubashi Building
- SORA Shin-Osaka 21
- Sagamiyara Tana Logistics Center

A System for Making It Easier to Check Energy Consumption (PMO Series)

Tenant Engagement Program

On top of using smart meters and Building and Energy Management Systems (BEMS), NMF cooperates with tenants to promote initiatives for the environment. Properties leased under the PREMIUM MIDSIZE OFFICE (PMO) brand are furnished with tablet terminals that make it easier to check the status of energy consumption, with the aim of ensuring that NMF and tenant companies share an acute awareness of the need to pursue eco-friendly operations and reduce environmental burdens.



Replacement of Power Companies

NMF is engaged in the selection of power companies from a broad range of candidates, including Power Producer and Supplier (PPS) companies inaugurated following the liberalization of Japan's electricity market. For each candidate, NMF gives due consideration to such factors as their cost competitiveness and supply stability as well as CO2 emission coefficients attributable to their energy source mixes.

Adaption to Climate Change

We are proactively expanding greenery at our properties to curb rises in temperatures and reduce energy consumption. Also, we are implementing a number of countermeasures to secure resilience against damage attributable to natural disasters arising from climate change.

Expanding Greenery

We are proactively planting grasses and trees on the rooftops of our properties while striving to allocate larger spaces to greenery in the course of facility renovation.



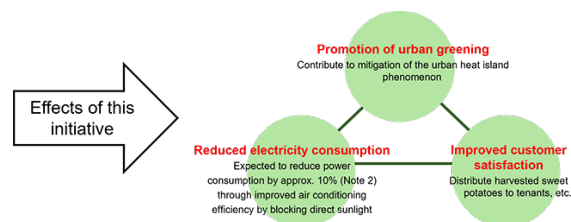
NRE Yotsubashi Building



NRE Kichijoji Building

Introduction of potato-based greening system for outside units (note1)

Reduced heat load by greening (planting sweet potatoes) around the air conditioning system equipment on the rooftop of NMF Shiba-Koen Building



(Note 1) Patent No. 6518127. Joint development between Sumitomo Corporation and Nikken Sekkei Ltd.

(Note 2) The reduction amount is from the peak usage in the summer.

Countermeasures against Flooding

Flood prevention barriers are in place at such facilities as the NRE Tennozu Building and the Sagami-hara Tana Logistics Center to protect them from surges attributable to high tides and heavy rainfalls.



NRE Tennozu Building



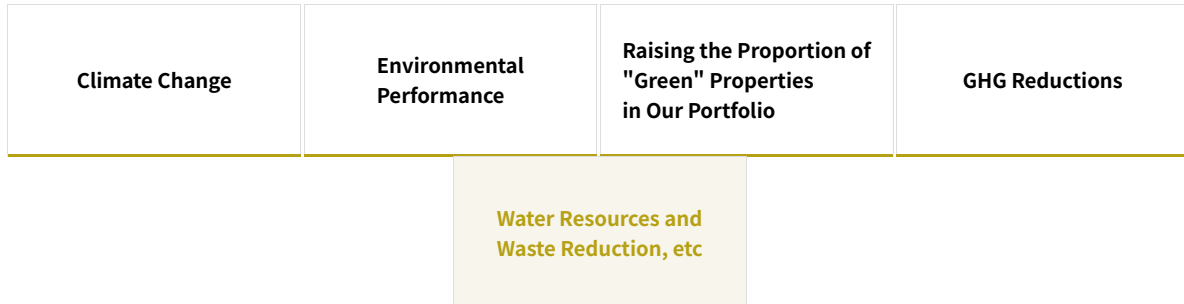
Sagami-hara Tana Logistics Center

Countermeasures against Heavy Snowfalls

In Sapporo, Hokkaido—the northernmost prefecture in Japan—our properties are equipped with road heating systems to lessen the inconvenience of heavy snowfalls. Moreover, we have improved facilities to prevent the accumulation of snow near the roof edges in order to ensure that passers-by are protected from the sudden heavy falls from above.



Water Resources and Waste Reduction, etc



Preserving Water Resources

Our Stance on and Basic Policy for Preserving Water Resources

Currently, 70% of the Earth's surface is covered by water. However, fresh water, which is essential to human activities, including business activities, constitutes only 2.5% of the Earth's overall water volume. Furthermore, with a portion of the fresh water existing in the form of ice, the ratio of fresh water actually available to human society amounts to less than 1% of overall water volume. Therefore, NMF recognizes that efforts to preserve water resources and maintain the sustainable use of such resources is an integral part of its business operations and sustainability initiatives. In line with this recognition, NMF is continuously striving to ensure the appropriate and efficient use of water while reducing the overall water consumption of its properties.


Key Performance Indicator (KPI)

Achieve **10% reduction** in water use per floor area (intensity) in our portfolio **by 2030** compared with the 2016 level.

For actual results to KPI, please refer [here](#).

Renewal of Toilet Equipment

We renew toilet equipment in conjunction with tenant turnover. This practice is expected to help reduce water consumption.



Installation of Smart Sprinkler Systems

We have installed smart sprinkler systems at some of properties leased under the Landport brand. These systems utilize rainwater stored in tanks and are expected to reduce the properties' water consumption.



Proactive Use of Rainwater and Well Water

Other initiatives aimed at reducing water consumption include the use of rainwater and well water for flushing toilets and watering plants.

Rainwater : Some logistics facilities and office properties utilize rainwater to flush toilets and water plants.

Well water : Some commercial facilities are equipped with well-water filtering systems that provide clean water for flushing toilets.



Promoting Waste Reduction

NMF strives to reduce waste through continuous monitoring of waste discharge and education for the tenants on waste reduction, reduction of waste generation and recycle rate improvement.

Installation of Food-Waste Disposers

We have installed food-waste disposers at some properties in collaboration with tenants, thereby striving to reduce the volume of waste generated.



Prevention of Pollution and brownfield development

Due Diligence Prior to Property Acquisition

Prior to making a decision about property acquisition, we address such factors as environmental risk associated with the land subject to possible acquisition. In principle, we green-light investment only when the property in question fulfills both of the following criteria.

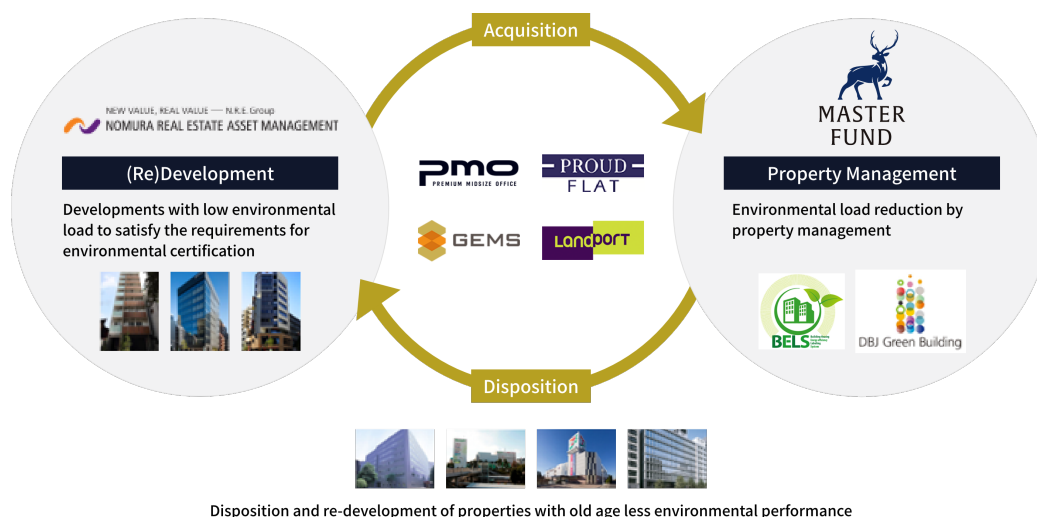
- The building engineering report alleges no issues arising from the use or storage of hazardous substances to exist
- There is no potential for soil pollution

Regarding the following properties owned by NMF, there was soil pollution before the land was acquired by Nomura Real Estate, but they were acquired after soil pollution had been fully cleaned up. As stated above, when acquiring properties, NMF makes investment decisions after considering the investment criteria related to environmental risks and other factors.

- Landport Kashiwa Shonan I
- Landport Ome I, etc.

Urban Redevelopment

With the aim of reducing its environmental burden, Nomura Real Estate Development Co., Ltd., which serves as NMFs sponsor, is striving to acquire environmental certification for its properties. Currently, properties developed for leasing under four profitable brands (PMO, GEMS, Landport and PROUD FLAT) in the four key development sectors are being certified one by one under the DBJ Green Building, the Building-Housing Energy-efficiency Labeling System, CASBEE for Real Estate and other certification programs and NMF is actively acquiring these properties. NMF also acts in collaboration with its sponsor to re-develop its aged assets. Specifically, NMF sells these assets to the sponsor, which, in turn, takes advantage of its abundant development capabilities to renovate them, thereby reducing the environmental burden attributable to its portfolio.



※Please refer to [Environmental Certification](#) for our acquisition status of environmental certifications to our properties.

※Please refer to [our Sponsor's website](#) with respect to the effort to acquire environmental certifications by the Sponsor.

Solving Social Issues Through Real Estate Investment



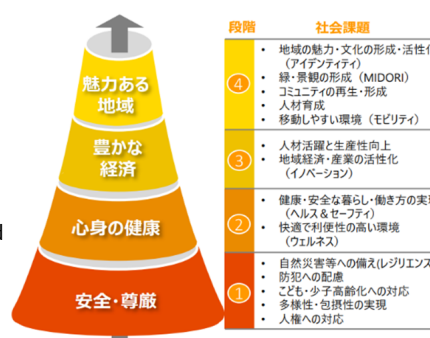
Solving Social Issues Through Real Estate Investment

Initiatives for Solving Social Issues

NMF recognizes that solving various social issues, creating new value, and contributing to society through real estate investment will help improve local attractions and real estate value, ultimately leading to higher unit holder value.

We identified issues that we want to solve through our real estate investment (materiality) after engaging in repeated discussions in light of the issues faced by our stakeholders (local communities, tenants, property managers (PMs) and building managers (BMs), employees, etc.) as well as the “Practical Guidance for 'Social Impact Real Estate'” issued by the Ministry of Land, Infrastructure, Transport and Tourism (Only Japanese)

■ 不動産を通じた社会課題解決（４段階）



Source: “Practical Guidance for 'Social Impact Real Estate'” by the Ministry of Land, Infrastructure, Transport and Tourism (Only Japanese) (Please refer to the table below for applicable items.)

Materiality/KPI and performance trends

In order to resolve social issues, we have established policies, goals, specific initiatives and KPIs for the Investment Corporation. We will continue to discuss specific initiatives and make additions and changes.

Stage	Social Issue to Be Solved	Policy and Target	Specific Initiative and KPI at NMF	Fiscal 2024 Result (as of fiscal year-end) *1
(1) Safety and Dignity	● Preparation against natural disasters, etc. (resilience)	Prepare for natural disasters, etc., aiming for properties that can be used safely with peace of mind	Utilization of disaster risk alert systems (Development status)	<ul style="list-style-type: none"> • Installation of estimated seismic intensity information distribution system • Installation of e-mail alert distribution system for inland water inundation risk
			Installation of disaster kits in warehouses, elevators, etc. (Number of properties installing such kits and installation rate)	150 properties / 261 properties (57.5%)
			Installation of flood protection facilities in properties in preparation for flood damage risk (Number of properties installing such facilities and installation rate)	42 properties / 76 properties (55.3%)
	● Measures for children and the falling birthrate and aging population	Contribute to "NO POVERTY" for children by holding "Dining Room for Children" events, etc.	Participation in "Dining Room for Children" events in collaboration with tenants of GEMS, etc. (Number of events, number of participating tenants, and number of provided meals)	(Total(from January 2022)) <ul style="list-style-type: none"> • Number of events: 9 events • Number of participating tenants: 24 tenants • Number of provided meals: 2,200 meals <Results for fiscal 2024> <ul style="list-style-type: none"> • Number of events: 1 event • Number of participating tenants: 4 tenants • Number of provided meals: 800 meals
	● Realization of diversity and inclusion	Create diverse value through real estate investment by diverse talent at the Asset Management Company	Diverse talent composition at the Asset Management Company (Background, etc. of employees)	Safety and Dignity
	● Respect for human rights	Offer living space that provides peace of mind to users regardless of nationality	Provision of residential space at residential facilities to foreigners (Number and proportion of residential units for foreigners)	643 units / 9,699 units (6.6%)
			Posting of notices in English in common areas of residential facilities (Number of units responding and response rate)	136 properties / 144 properties (94.4%)
		Realize diversity, inclusion, and respect for human rights through installation of barrier-free facilities, etc.	Installation of barrier-free toilets (Number and proportion of properties installing such toilets) *2	93 properties / 130 properties (71.5%)

Stage	Social Issue to Be Solved	Policy and Target	Specific Initiative and KPI at NMF	Fiscal 2024 Result (as of fiscal year-end)*1
(2) Physical and Mental Health	● Realization of a healthy and safe life and work style (health & safety)	Contribute to promoting people's health and realizing a safe life through various events	Invitation of blood donation events at owned properties (Number of properties holding such events and number of participants)	<ul style="list-style-type: none"> • Number of properties implemented: 4 properties • Number of participants: 532 people
		Realize healthy workstyles with high productivity through promotion of flexible workstyles at the Asset Management Company	Promotion of flexible work styles at the Asset Management Company (Paid leave acquisition rate, etc.)	Physical and Mental Health
	● Comfortable and highly convenient environment (wellness)	Provide a comfortable and highly convenient environment through enhancement of facilities and services, etc.	Installation of delivery boxes at residential facilities (Number of properties installing delivery boxes and installation rate) and introduction of package-drop system (Number of properties introducing such a system and introduction rate); through these measures, also contribute to improving the labor environment of delivery companies and reducing CO2 emissions amount by reducing redeliveries	<ul style="list-style-type: none"> • Delivery box 136 properties / 140 properties (97.1%) • Package-drop system 134 properties / 140 properties (95.7%)
		Conduct a regular survey of tenants' satisfaction to enhance the comfortability and convenience of tenants	Tenant satisfaction assessment survey *Percentage of "satisfied" and "somewhat satisfied" in overall satisfaction	(Survey target sectors for this fiscal year) <ul style="list-style-type: none"> • Retail sector 72.7% • Housing sector 74.8%

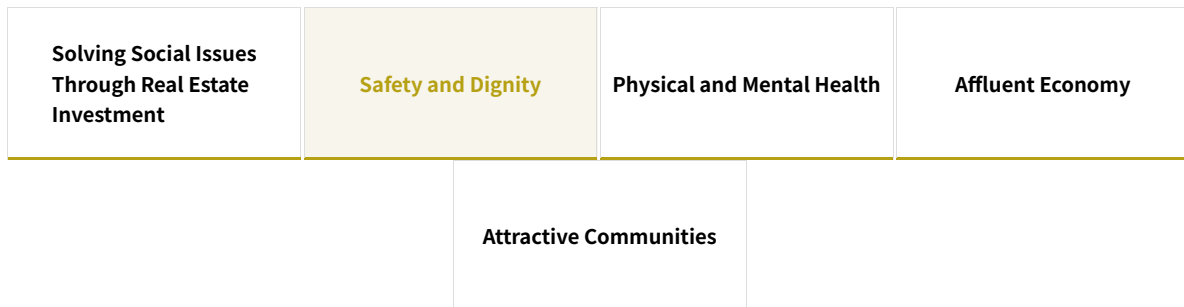
Stage	Social Issue to Be Solved	Policy and Target	Specific Initiative and KPI at NMF	Fiscal 2024 Result (as of fiscal year-end)*1
(3) Affluent Economy	● Talent empowerment and enhancement of productivity	Increase PMs' motivation through PM commendation programs for talent empowerment and higher productivity; also share knowledge by disseminating the details of the commended work and revitalize the real estate investment business	Grant awards to PMs who played an excellent role in property management work for owned properties (Date of program implementation, award-winning cases)	Affluent Economy
		Develop and reinforce employees' capabilities through enhancement of training programs at the Asset Management Company	Enhancement of training programs and encouragement of acquisition of qualifications at the Asset Management Company, as well as training hours per employee and outline of training, status of employees with qualifications	
	● Revitalization of regional economies and industry (innovation)	Contribute to maintaining and circulating resources through promotion of utilization of recycled goods	Utilization of recycled goods for carpet tiles (Implemented areas, CO2 reduction amount)	<ul style="list-style-type: none"> • Implemented areas: 1,124 m² • CO2 reduction amount: 6.9 tons
		Contribute to reducing the amount of waste and CO2 emissions, and maintaining and circulating resources through collection of disused articles, etc.	Collection of clothing that became no longer needed by tenants at NMF's facilities (Collection volume, CO2 reduction amount)	<ul style="list-style-type: none"> • Collection volume: 997 kg • CO2 reduction amount: 594.0 tons

Stage	Social Issue to Be Solved	Policy and Target	Specific Initiative and KPI at NMF	Fiscal 2024 Result (as of fiscal year-end)*1
(4) Attractive Communities	● Formation and revitalization of community attractions and cultures (identity)	Support producers, disseminate local foodstuffs, and provide ample customer experience and support to restaurants by holding regional invigoration events, etc.	Holding of regional invigoration events at the GEMS series, etc. (Number of prefectures where events were held, number of participating tenants, number of used foodstuffs)	(Total (from January 2022)) <ul style="list-style-type: none"> • Number of participating prefectures: 15 • Number of participating tenants: 594 tenants • Number of used foodstuffs: 163 <Results for fiscal 2024> <ul style="list-style-type: none"> • Number of participating prefectures: 5 • Number of participating tenants: 291 tenants • Number of provided meals: 43
	● Restoration and formation of local communities	Restore and form local and tenant communities by holding seminars and other exchange events and tenant gathering seminars at owned properties	Holdings of exchange events and tenant gathering seminars at owned properties (Number of events and seminars, number of participating companies)	(Total (from April 2023)) <ul style="list-style-type: none"> • Number of events and seminars: 20 • Number of participating companies: 532 <Results for fiscal 2024> <ul style="list-style-type: none"> • Number of events and seminars: 9 • Number of participating companies: 165
	● Easy-to-move environment (mobility)	Offer an easy-to-move environment for residents and neighbors through installation of shared mobility vehicles, etc.; also contribute to reducing the amount of CO2 emitted while on the move	Installation of shared mobility vehicles (Number of properties installing vehicles, number of vehicles, travel distance, time and CO2 emissions amount reduced through use)	<ul style="list-style-type: none"> • Number of properties installing vehicles: 5 properties • Number of vehicles: 57 vehicles (Total) • Travel distance: 406,502 km • Reduced time: 41,160 hours • Reduced CO2: 26.8 tons <Results for fiscal 2024> <ul style="list-style-type: none"> • Travel distance: 272,448 km • Reduced time: 27,618 hours • Reduced CO2: 17.9 tons

*1 The fiscal year runs from March to February.

*2 Residential facilities are excluded.

Safety and Dignity




Safety and Dignity

Preparation of disaster alerts (earthquakes, inland waters) and installation of disaster prevention equipment

Prepare for natural disasters, etc., aiming for properties that can be used safely with peace of mind

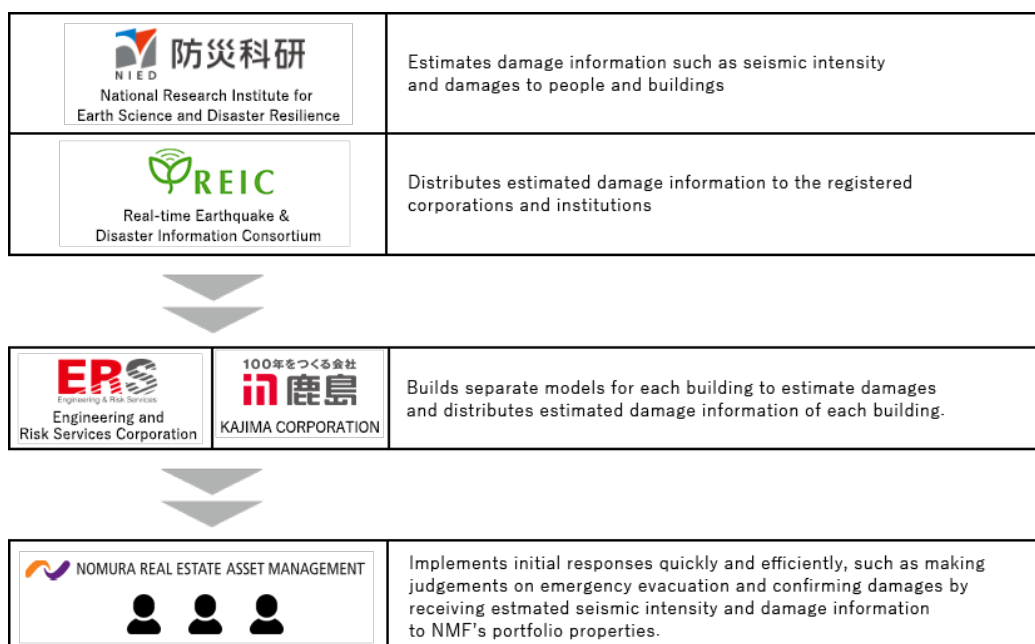
- Installation of estimated seismic intensity information distribution system
- Installation of e-mail alert distribution system for inland water inundation risk
- Installation of disaster kits in warehouses, elevators, etc.
(Number of installed properties: 150 properties Ratio: 57.5%)
- Installation of flood protection facilities in properties in preparation for flood damage risk
(Number of installed properties: 42 properties Ratio: 55.3%)



Estimated seismic intensity information distribution system

The estimated seismic intensity information distribution system is an estimated seismic intensity and damage information distribution system provided by Engineering and Risk Services Corporation and KAJIMA CORPORATION, based on estimated seismic intensity information provided by National Research Institute for Earth Science and Disaster Resilience and location defined by latitude and longitude of NMF's portfolio properties, specifying estimated seismic intensity of each property after the earthquake and notifying an estimated seismic intensity and damage information to the Asset Manager.

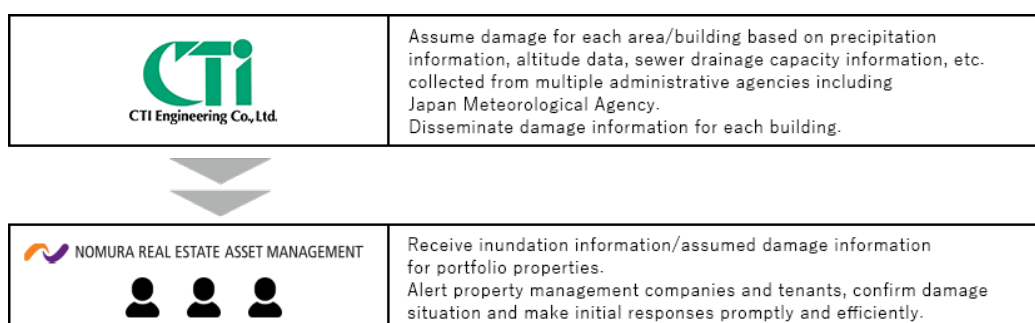
This system enables us to implement initial responses quickly and efficiently, such as making judgements on emergency evacuation and confirming damages by grasping information on potential damage to properties and sharing that information with relevant parties.



E-mail Alert Distribution System for Inland Water Inundation Risk

E-mail Alert Distribution System for Inland Water Inundation Risk is a system that distributes information on assumed damage to persons in charge at the asset management company by predicting inland water inundation for each property based on precipitation information, altitude data, drainage capacity information and such which CTI Engineering Co., Ltd., the service provider, has collected from multiple administrative agencies as well as on the location information (latitude and longitude) possessed by NMF.

With this system, we aim to minimize damage from inland water inundation and to reduce damage to assets of owners and tenants.



“Children’s Cafeteria Event” held at GEMS, etc.

Contribute to "NO POVERTY" for children by holding "Dining Room for Children" events, etc.

(Total(from January 2022))

- Number of events: 9 events
- Number of participating tenants: 24 tenants
- Number of provided meals: 2,200 meals

<Results for fiscal 2024>

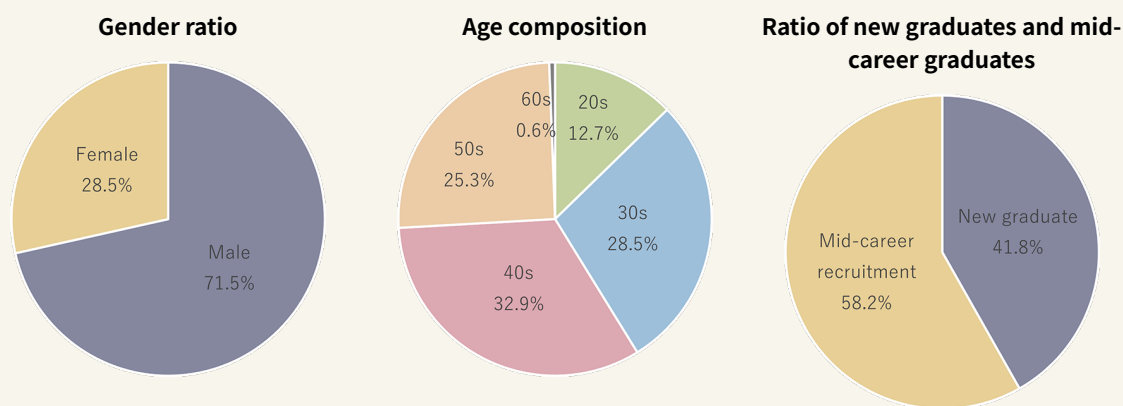
- Number of events: 1 event
- Number of participating tenants: 4 tenants
- Number of provided meals: 800 meals



Fund management by diverse members [Initiatives at the asset management company]

As an asset management company, we create various values through real estate management by diverse human resources.

Member composition of Nomura Real Estate Asset Management Co., Ltd.



* Figures exclude executives, temporary employees, and employees on leave.

Experienced work of NMF Group Members

Current affiliation			AM					PM	BM	Acquisition	FM	Finance	Accounting	Planning, development, sales, etc.
Department name	Number of people	Of which, Business Associate jobs	Office	Logistics	Retail Facilities	Residential	Hotel							
Asset Management I Department (office/logistics)	14	2	14	12	4	3	1	2	0	4	1	0	2	9
Asset Management II Department (Retail Facilities/ Residential/ Hotel)	17	4	7	6	10	12	11	4	1	4	3	3	1	9
Fund Management Department(FM)	7	1	4	3	1	1	1	2	0	1	7	0	0	4

Providing living space to foreigners and multilingualizing notices in housing common areas

Offer living space that provides peace of mind to users regardless of nationality

- Number of foreign residents (percentage): 643 units (6.6%)
- Number of buildings with English display on notices (percentage): 136 properties (94.4%)



Installation of universal toilets and disabled toilets

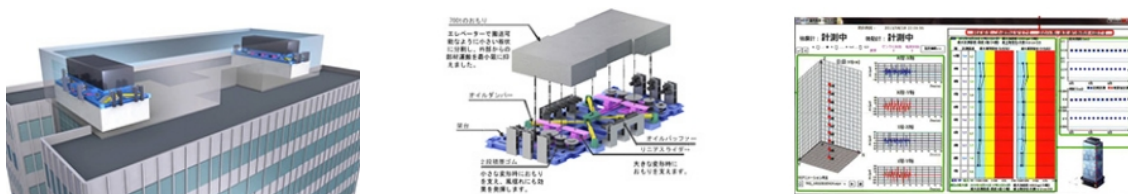
Realize diversity, inclusion, and respect for human rights through installation of barrier-free facilities, etc.

- Number of properties implemented (percentage): 93 properties (71.5%)



The long-duration seismic activity measures:

Shinjuku Nomura Building features seismic performance with the engineering works against the long-duration seismic activity which is comparable to the most advanced skyscraper buildings. We prioritize the safety and security of tenants and visitors by installing seismometers on every floor which enables us to analyze the displacement amount of the building and the real time monitor called Yuremoni which we can monitor the safe condition.




Fire drills

We regularly conduct fire drills in our properties to improve the response capability in the event of a disaster.

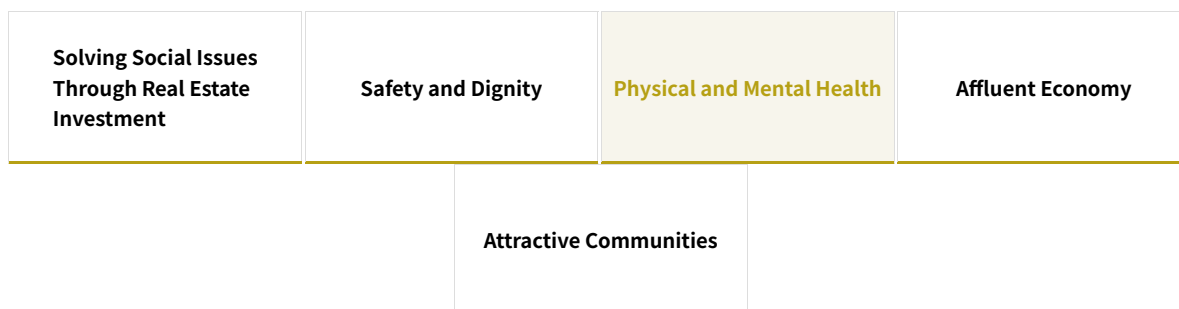


Initiatives to ensure the safety and security of the tenants and the visitors

Elevators are equipped with emergency disaster kits and disaster kits have been distributed to tenants for the safety and security of tenants and visitors.



Physical and Mental Health



Physical and Mental Health

Attracting blood donation events

Through various events, we contribute to promoting people's health and realizing safe living.

KPIs and planned disclosure items

- Number of properties implemented: 4 properties (total)
- Number of participants: 532 people (cumulative)

Recommending flexible working styles [Initiatives at asset management companies]

By encouraging flexible work styles at asset management companies, we aim to achieve healthy and highly productive work styles.

<Various measures and results (FY2024)>

Comfortable working environment

- Implementation of telecommuting
- Utilization of satellite office [H¹T usage rate: 6.5%]
- Introduction of super flextime work (no core time)
- Liberalization of clothing

Flexible working styles that suit your lifestyle

- Taking childcare leave [Number of people taking: 11 people Taking rate: 100% (Note) Average number of days taken: 139.0 days]
- Actively take paid vacation [Average number of paid vacation days taken: 16 days (Nomura Real Estate Investment Advisors target: 12 days)]
- Curbing long working hours [Average non-statutory working hours: 7.2 hours]

Utilizing digital

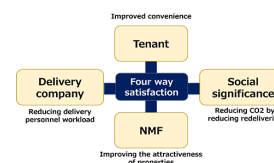
- Popularization of mobile PCs [Rate of employees owning mobile PCs: 100%]
- Popularization of company smartphones [Rate of employees owning company smartphones: 100%]
- Implementation of DX training
- Utilization of electronic signatures

(Note) Calculated using the number of employees who gave birth to children within the year covered by the calculation as the denominator, and the number of employees who took childcare leave during the year covered by the calculation (including employees who gave birth to a child in the past year) as the numerator.

Installation of delivery box

We will provide tenants and users with a comfortable and convenient environment by expanding our facilities and services.

- Number of buildings with delivery boxes installed (percentage): 136 properties (97.1%)
- Number of buildings with delivery system installed (percentage): 134 properties (95.7%)



Pursuing comfort and convenience based on tenant satisfaction surveys

We regularly conduct tenant satisfaction surveys and aim to improve the comfort and convenience of our tenants.

Percentage of "satisfied" and "slightly satisfied" in overall satisfaction (sectors targeted for this year's implementation)

- Retail sector 72.7%
- Housing sector 74.8%

Implementation measures

- Placed mats inside elevators to improve their comfort (already implemented at GEMS Kayabacho and GEMS Shin-Yokohama)
- Implemented measures against pigeons and rats (already implemented at PU Kumegawa and PF Tsurumi II and PF Waseda)
- Removed abandoned bicycles, etc. (already implemented at PU Musashi Koganei)

Opened the innovative space NEON in Shinjuku Nomura Building

Opened the innovative space NEON in the Shinjuku Nomura Building

Responding to recent trends in work styles and other social needs, Nomura Real Estate and NMF offer a new, more personally fulfilling way to spend time in the office that helps motivate each office worker and encourage their growth. By supporting workers' growth and motivation, we ensure that our office services contribute to the development of not only tenant companies but also the neighborhood and society as a whole.

> Floor Layout and Concept

The design concept underlying NEON is something we call park life. Like a park, its main area is an open space that fits right in with everyday life—a space where all types of people can come and go freely. Another one of our goals is to help office workers find an appealing spot where they can create a new working style. Inside the facility, we have put up original art and products designed to harmonize with the facility concept to provide patrons with comfort and inspiration upon viewing.



① Concierge

To build a second community centering on office workers, we have stationed a concierge in the facility to support workers in planning events, building personal networks outside of their company, studying, and other activities.

② Café

The café offers a menu focused on supporting mental and physical health to heighten office workers' drive. This, of course, includes superb coffee and, for busy workers, daily bento box options from popular chains and bento boxes that come with an extra dish.

② NEON ROOM

Small meeting rooms that completely alter your state of mind

We have set up 7 types of meeting rooms seating 6 to 12 people and featuring various fragrances and color schemes to pique the five senses. There are four modes of background music to choose from. Regular time slots can be reserved to meet temporary needs for additional floor space, such as project meeting rooms.



Support for tenants of PMO, Landport, GEMS and PROUD FLAT



> Human resource development

Providing employment interview sites (*)



Nihonbashi Muromachi Nomura bldg.

Providing training programs



- Freshman training
- Market analysis training
- Financial statement analysis training

> Human resource exchange

Human resource exchange events



CSR assisted programs



> Business continuity planning

Disaster prevention base



PMO Nihonbashi Muromachi

- Disaster prevention
- Medical aid
- Stock
- Power supply
- Information gathering / offering

Disaster prevention warehouse



- Power supply
72hours
- Stocks
2,000people

(*) Limited to PMO tenants for their job interviews, twice a year.

[Please refer to PMO official website](#)



➤ Support for Employees' work environment

Providing shuttlebus services between the nearest station and the property.



Lunch service for workers at the property.

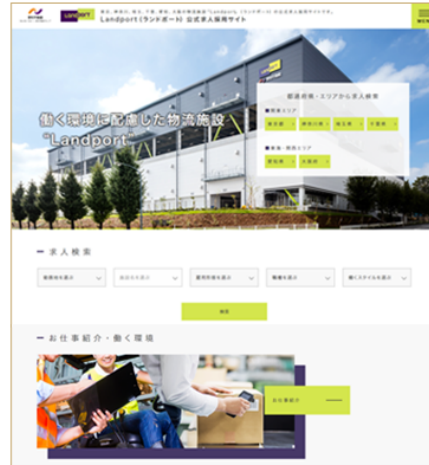


Offering a cafeteria with free Wi-Fi in the property.



➤ Support for securing human resources

Operating a job-searching website aimed at recruiting staff for Landport's tenants



[Please refer to Landport official website \(available only in Japanese\)](#)

Assisting tenants in kicking off their operations

In addition to assisting tenants in recruiting, we offer a broad range of support by referring them to partnered companies specializing in such tasks as facility construction work, fund procurement and interior layouts.

We are also working on recruiting human resources to deal with the shortage of human resources.



Support for residents' comfortable lives

We offer “Chintai Hotto Support” exclusively for residents and telephone reception is available for responding to any equipment troubles 24/7, 365 days a year

<Trouble case examples>


> Sanitation troubles



- Any failure in drainage
- Toilet blockage
- Water leakage

24/7 response including repairman arrangement

> Window glass troubles



- Broken window glass
- Cracks in window glass

24/7 response including repairman arrangement

> Electrical troubles



- Any failure in lighting equipment, outlets, air conditioner and circuit breaker

24/7 response including repairman arrangement

> Gas equipment troubles



- Any failure in gas stove and hot water heater

Response including repairman arrangement from 9:00 to 17:30
(Telephone reception is available 24/7)



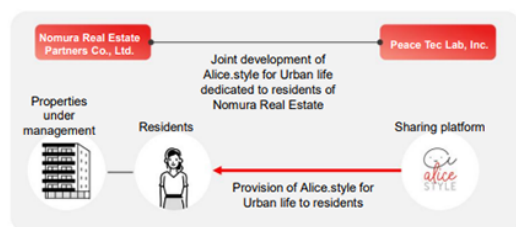
Measures to improve tenant satisfaction

Offered a variety of services for residents at owned residential properties

Items sharing services

Provision of monthly subscription services for high-quality home electrical appliances

Proposal for a sustainable living such as “re-leasing, not discarding”



[Please refer to PROUD FLAT official website \(available only in Japanese\)](#) ¹⁾

[Please refer to nom-rent.com \(available only in Japanese\)](#) ²⁾

Customer Satisfaction Surveys

We regularly conduct customer satisfaction surveys to stay apprised of requests from and the opinions of our tenants, residents and users. The results of these surveys are shared with property managers, building managers, developers and other relevant parties and utilized to enhance the features and equipment of each property as well as services available to tenants. We have a policy to regularly conduct surveys in each sector. For the residential sector, surveys are conducted throughout the year; and for the office, retail and logistics sectors, surveys are conducted in one sector each year, or in a three-year rotation. (In FY2020, surveys were conducted in the residential and logistics sectors.) We have proactively utilized the valuable opinions collected through the surveys to improve future satisfaction, as shown in the implementation examples below.

(Implementation example)

Based on opinions and requests obtained through tenant satisfaction surveys conducted at NMF Ginza 4-chome Building, we installed a lounge on the first floor by making effective use of space in the entrance so that customers visiting tenants can use the space for waiting or business meetings.



After



Before


Renewal of the 1st floor entrance and empty space at Sapporo North Plaza. Improve tenant comfort and maintain property competitiveness.




Before




After



Before



After



Before



After

At PROUD FLAT Shibuya Tomigaya and PROUD FLAT Sangenjaya, we made shared bicycles available to residents to improve transportation convenience and help them address lack of exercise due to work from home, and attracted mobile stores that provide quality foodstuff and meals to enrich their time at home.



Shared bicycles



Mobile stores

Introduced Toilet Congestion Prevention Media Service (AirKnock Ads) at NMF Aoyama 1-chome Building.
By displaying the congestion status and usage time, congestion is alleviated and the comfort of residents is improved.



Investments in real estate with convenient transport access

When making investment decisions in real estate, etc., NMF considers accessibility to public transport systems, etc. from the standpoint of convenience for tenants and visitors, etc.

Affluent Economy



Affluent Economy

Implementation of PM reward system

Through the implementation of a PM reward system, we aim to increase the motivation of PM personnel, and realize human resource advancement and productivity improvements.

We also aim to disseminate the award details, share knowledge, and revitalize the real estate management business.

KPIs and planned disclosure items

● Event date: March 21, 2025

<Master Fund Awards 2025 MVPm selected from 28 initiatives>

Increase nORBESA asset value through revision of Ferris wheel prices and diverse project planning

- ✓ Strong proposal capabilities in Ferris wheel projects and retail environment renewal
- ✓ Felt affection for the property and worked together with the AM to enhance asset value
- ✓ Proactive willingness to take on challenges



<Awards ceremony>



<Selection criteria>

- ✓ Visionary (new ideas, challenge, diversity, etc.)
- ✓ Professionalism (expertise, industry trends, etc.)
- ✓ Fairness (integrity, sincerity, etc.)
- ✓ Return & Value (profitability, enhanced asset value, etc.)

Enhancing the training system [Initiatives at the asset management company]

We aim to develop and strengthen the abilities of our employees by enhancing the training system at our asset management company.

<Various measures and results (FY2024)>

- Enhanced training [Training time per person: 14.09 hours Training cost per person: 142,370 yen]
- Acquisition of qualifications [Real estate transaction specialist holder: 145 people (85.8%) Real estate securitization master holder: 89 people (52.7%)]
- English learning [Number of participants in English reinforcement training: 23 people (13.6%)]
- Human resources dispatch program to overseas affiliated asset management companies [Number of dispatched people: 5 (cumulative)]

Promoting the use of recycled products

We contribute to the maintenance and circulation of resources by promoting the use of recycled products.

<Utilization of carpet tiles>

KPIs and planned disclosure items

- Implemented areas: 1,124m²
- CO2 reduction amount: 6.9 tons

* Each Japanese cedar tree absorbs approximately 8.8 kg of CO2 (based on website of [Japan's Forestry Agency](#))




Collection of clothing, etc. at residential facilities

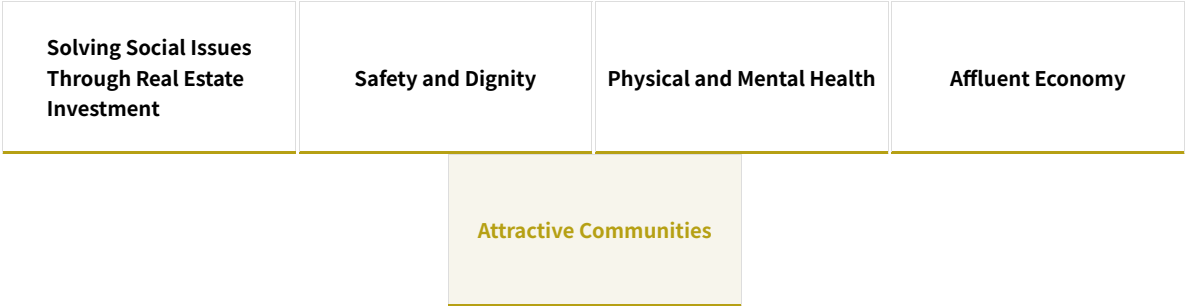
By collecting unnecessary items, etc., we contribute to reducing waste and CO2 emissions, and preserving and recycling resources.

KPIs and planned disclosure items

- Collection amount: 997kg
- CO2 removal amount: 594.0 tons



Attractive Communities



Attractive Communities

Holding “regional revitalization events” through the GEMS series, etc.

Through holding "regional revitalization events" and other events, we aim to support producers, disseminate local ingredients, enrich customer experiences, and support restaurants.

(Total (from January 2022))

- Number of participating prefectures: 15
- Number of participating tenants: 594 tenants
- Number of ingredients used: 163

<Results for fiscal 2024>

- Number of participating prefectures: 5
- Number of participating tenants: 291 tenants
- Number of provided meals: 43

First edition of regional revitalization through eating “GEMS x Nagasaki Fair”



2nd edition of regional revitalization through eating “GEMS x Kyoto Fair



Third round of regional revitalization through eating “GEMS x Yamagata Fair”



4th edition of regional revitalization
through eating “GEMS x Nagano Fair”



GEMS Sake Brewery Support Festival



GEMS Tohoku Support/Scallop Eating
Support Campaign



Eating and Regional Revitalization Part 5
“GEMS x Kochi Fair”



Eating and Regional Revitalization Part 6
“GEMS x Ehime Fair”



Eating and Regional Revitalization Part 7
“GEMS x Kumamoto Fair”



Holding social events and tenant social seminars at owned properties

We aim to revitalize and form a community in the area and among tenants by holding exchange events such as seminars and tenant social seminars through our owned properties.

(Total (from April 2023))

- Number of events held: 20 times
- Number of participating companies: 532

<Results for fiscal 2024>

- Number of events and seminars: 9
- Number of participating companies: 165



Introduction of shared mobility

We will create an environment that makes it easy for residents and nearby residents to move around by installing shared mobility systems.

It also helps reduce CO2 emissions during transportation.

- Number of properties installed: 5 properties
- Number of installed units: 57 units

(Cumulative)

- Travel distance: 406,502 km
- Time saved: 41,160 hours
- CO2 reduction: 26.8 tons

<Results for fiscal 2024>

- Travel distance: 272,448 km
- Reduced time: 27,618 hours
- Reduced CO2: 17.9 tons



Connection with Local Community

We hold several events for active communication with tenants and local residents.

Hosting and Participating in Community Events

Decorating properties' interior spaces in conjunction with a Halloween parade that took place in Sapporo's main street while introducing a costume leasing service plan



Organizing a vocational experience event, "BIC Global Education Week", in cooperation with tenants.




Contribution to regional revitalization through educational support for children

In collaboration with Yokosuka Junior Village, dressings developed by children are sold over-the-counter at Yokosuka More's City. Supporting social education through agricultural business experience.



Collaboration event with a local design school (Machida Design & Architecture College) was held at the property covirna machida

Exhibition of paintings about Machida and the artist himself under the title "I&MACHIDA"



Universal CityWalk Osaka: Improvement of tenant environment and reduction of waste

- Reused discarded umbrellas (handed out for free) and distributed free drinks as a measure against heatstroke
- At same time, posted and distributed SDGs popups

Not only improved job environment for tenant employees, but also led to a reduction in waste and greater awareness for ESG among employees



Received Award of Excellence in the mitigation category at the 2022 Osaka Climate Change Action Awards

ご自由にお持ち帰り下さい



Popup

Organizing Events for Tenants

Organizing a “family day” event, inviting families of tenant companies' employees to tour their offices and worksites



Holding an event at which toddlers are presented with toys in conjunction with the International Volunteer Day



Efforts for regional revitalization

By acquiring large-scale logistics facilities, we are working to revitalize the local economy, such as creating employment in the region.

Agreements with Local Community

Megalos Kanagawa:

We made an agreement with Kanagawa fire department on the use of swimming pool water for firefighting operations in the event of disaster such as large scale earthquakes.



Shinjuku Nomura Building, Landport Ome II and Kojimachi:

We contribute to local disaster prevention by making an agreement with the local authorities to accommodate the stranded people in the event of disaster such as large scale earthquakes.



Shinjuku Nomura Building



Landport Ome II



Kojimachi Millennium Garden

Supporting UNHCR campaign:

Offering a space for supporting UNHCR activities.



Paralym Art:

Supported Paralym Art, which seeks to create a world where people with disabilities can fulfill their dreams through art



nORBESA social studies tours:

Conducted social studies tours to achieve medium- and long-term effects, such as the development of human resources that contribute to real estate and tourism, through discovering the region's appeal



Cooperation to anti-terrorism training:

We cooperated to anti-terrorism training with Osaka Prefectural Police Department by providing a space in our building.



Health & Welfare

We are contributing to not only a child caring support for both local residents and workers but local health and welfare by leasing our properties to nursery schools and clinics.



Governance

Governance	Compliance	Risk Management	Supplier Management
------------	------------	-----------------	---------------------

Governance of the Investment Corporation

Governance of NMF

The organization of the Investment Corporation consists of the General Meeting of Unitholders which is composed of unitholders, one Executive Director, three Supervisory Directors, the Board of Directors* whose members include Executive Directors and Supervisory Directors, and an Independent Auditor. The Investment Corporation's Independent Auditor is Ernst & Young ShinNihon LLC.

※Based on the Act on Investment Trusts and Investment Corporations and the Investment Corporation's Articles of Incorporation, the number of supervisory directors must be the number of executive directors plus 1 or more.

※Although NMF has a Board of Directors comprised of an executive director and supervisory directors, it is required that operations are outsourced as the use of employees is prohibited under law.

For details on the above organization, see [the latest Securities Report, "Part 1. Fund Information / Section 1. Status of the Fund / 1. Overview of the Investment Corporation / \(4\) Structure of the Fund"](#). Only available in Japanese.

Executive Director and Supervisory Directors

The status and term of office for the executive director and the supervisory directors

The Executive Director has authority to execute NMF's business and perform any and all acts in or out of court regarding the NMF's business on behalf of NMF.

Supervisory Directors have authority to supervise the Executive Director's execution of duties.

At Board of Directors meetings of NMF, each Supervisory Director receives a report from the Executive Director on the status of business execution, the status of asset management by the Asset Management Company and matters regarding compliance and risks and, if necessary, the Executive Director is asked to attend the Board of Directors meeting to report those matters.

See [About NMF/Corporate Profile/Director information](#).

The term of office has been set as two years in the Articles of Incorporation for both the executive director and the supervisory directors.

Criteria for Electing Executive Director and Supervisory Director

Candidates for directors are elected provided there are no causes for disqualification as stipulated in the Act on Investment Trusts and Investment Corporations (ITA) and other laws and regulations (Articles 98 and 100 of the ITA and Article 244 of Ordinance for Enforcement of the ITA). Moreover, they are appointed under the following reasons upon the passing of a resolution at the General Meeting of Unitholders. The current directors are all external experts (lawyers, accountant, real estate appraiser) who have no special interests in the Investment Corporation.

Title	Name	Reasons for election	Gender	Attendance at Board of Directors meetings (FY2024)
Executive Director	Shuhei Yoshida	Mr. Yoshida was the Supervisory Director of the former Nomura Real Estate Master Fund, Inc. and NMF, and is an attorney. As such, he is an expert in the ITA and related laws and regulations, specializing in the newest laws and regulations for real estate, particularly land and building leases, fixed-term land lease holdings, fixed-term house rentals, and lifetime leases. Upon considering his abundant experience, Mr. Yoshida was selected as Executive Director as it was determined that he has sufficient knowledge and experience for the position and to exercise his right to represent NMF.	Male	100% (11 times/ 11 times)
Supervisory Director	Mineo Uchiyama	As a certified public accountant, Mr. Uchiyama is well versed in accounting and tax matters. He also has experience auditing the accounts of companies listed on the Tokyo Stock Exchange, and has supervised the Executive Director's tasks as a Supervisory Director for NMF. Mr. Uchiyama was selected as a Supervisory Director as it was determined that he has sufficient knowledge and experience to conduct the work required as a member of the Board of Directors for NMF.	Male	100% (11 times/ 11 times)
Supervisory Director	Mika Okada (Note1)	As a lawyer, Ms. Okada is well versed in various related laws and regulations including real estate transactions. She was selected as a Supervisory Director as it was determined that she has sufficient knowledge and experience to supervise the Executive Director's tasks as a Supervisory Director for NMF and to conduct the work required as a member of the Board of Directors for NMF.	Female	100% (11 times/ 11 times)
Supervisory Director	Toko Koyama	As a real estate auditor, Mr. Owada possesses vast insight regarding the fairness and transparency of real estate transactions. He has also had experience as Director, etc., at multiple corporations and has supervised the Executive Director's tasks as a Supervisory Director for NMF. Mr. Owada was selected as a Supervisory Director as it was determined that he has sufficient knowledge and experience to conduct the work required as a member of the Board of Directors for NMF.	Female	100% (11 times/ 11 times)

(Note 1) Concerning Ms. Okada, the name described above is the former and professional name, but the name on the family register is Mika Furusawa. In addition, her term of office has started from June 1, 2019.

Director Equity Policy

Directors of NMF may not buy or sell investment units of NMF in order to prevent insider trading as stipulated in the Insider Trading Management Regulations.

Administration Fees, etc.

Administration fees the Investment Corporation pays are as follows:

Compensation for Executive Directors and Supervisory Directors

Compensation for an executive director shall be no more than 800,000 yen per month, while compensation for a supervisory director shall be no more than 700,000 yen per month. The amount of compensation shall be determined by the Board of Directors, taking into account the levels of compensation of directors and statutory auditors performing similar work in similar positions for other companies and legal entities, general economic trends, trends concerning wages and other factors.

For total amounts of compensation by operation period, see [the Asset Management Report, “Overview of the Investment Corporation, \(3\) Matters Concerning Directors, etc.”](#) Only available in Japanese.

Title	Name	Total compensation amount (FY2024)
Executive Director	Shuhei Yoshida	4,800 thousand yen
Supervisory Director	Mineo Uchiyama	3,600 thousand yen
Supervisory Director	Mika Okada	3,600 thousand yen
Supervisory Director	Toko Koyama	3,600 thousand yen

Compensation for Independent Auditor

The compensation amount to the independent auditor for each fiscal period subject to audit shall be determined by the Board of Directors within a maximum amount of 30 million yen. For total amounts of compensation by operation period, see [the Asset Management Report, “Overview of the Investment Corporation, \(3\) Matters Concerning Directors, etc.”](#) Only available in Japanese.

Title	Name	Total compensation amount (FY2024)
Independent Auditor	Ernst & Young ShinNihon LLC	58,000 thousand yen

(Note1) Executive directors, supervisory directors or independent auditors (here and hereafter in this Article, referred to as the “Directors Etc.”) are liable for damages to NMF if they have neglected to perform their duties. However, if Directors, Etc., have performed their duties in good faith and without gross negligence, and when NMF finds it particularly necessary, taking into consideration the details of the facts that are the source of liability, the status of the execution of the duties of such Directors Etc., and other circumstances, NMF may, to the extent permitted by laws and regulations, by resolution of the Board of Directors, exempt such Directors Etc., from liability for damages under the Act on Investment Trusts and Investment Corporations and the Investment Corporation’s Articles of Incorporation.

(Note2) Of the remuneration paid to the Independent Auditor, ¥49 million was for Accounting audit and ¥3 million was for preparing a comfort letter (non-Audit)

Compensation for the Asset Management Company

Compensations for the Asset Management Company are comprised of Management Fees, Acquisition Fees, and Disposition Fees, and are decided by the following calculation method determined in the Investment Corporation's Articles of Incorporation.

As for the compensation structure for the Asset Management Company, a system (Management Fee II) has been implemented to increase or decrease compensation based on the amount of profits for the Investment Corporation. It is thought that this will strengthen the asset management company's sense of commitment in terms property management, such as increasing rents and cutting appropriate costs, and funds procurement, such as negotiating decreases in financing conditionality with lenders. With the implementation of this compensation system, the linkage with net income will rise, and it is thought that this will contribute to further increases in unitholder value.

For total amounts of compensation for each position by operation period, see [the Asset Management Report, "Conditions of Costs and Liabilities, \(1\) Details of Costs for Operations, etc."](#) Only available in Japanese.

Fee structure	Calculation method
Asset management fee I (Total assets-linked)	Total assets (*1) × 0.45% (annual basis)
Asset management fee II (Net income-linked)	Net income (*2) × 5.5%
Acquisition fee	Acquisition Price × 1.0%
Disposition fee	Disposition Price × 1.0%

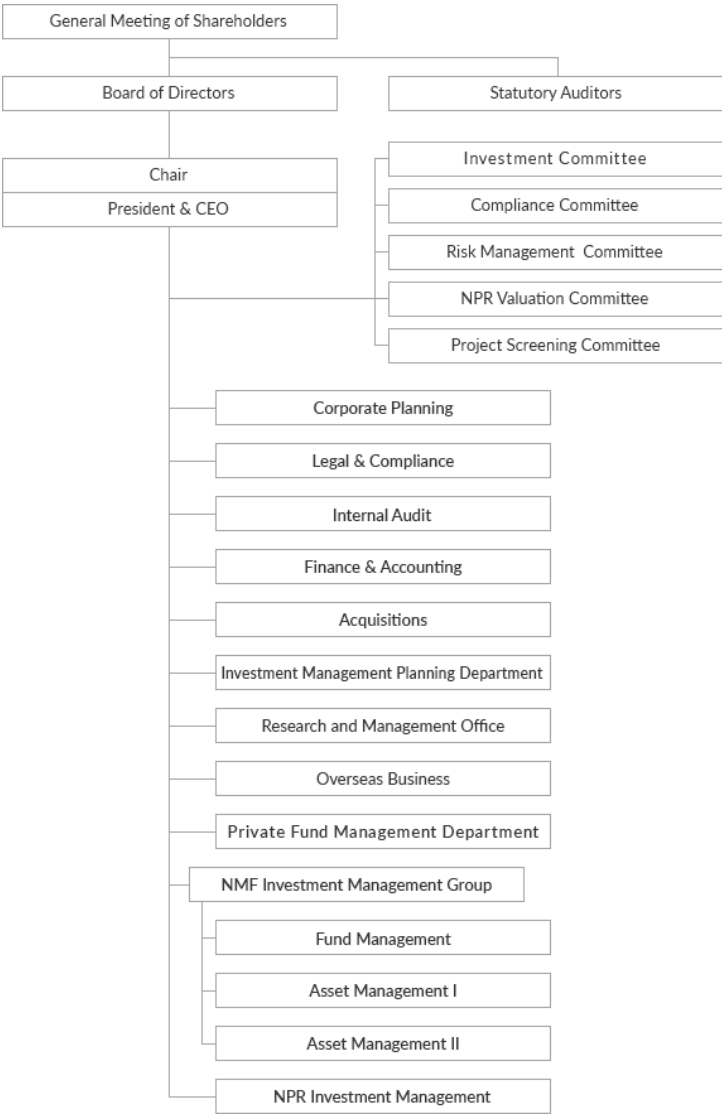
(*1) Excludes unamortized goodwill.

(*2) The amount obtained by adding goodwill amortization cost to Net Income before Deduction of Management Fee II and deducting gain on negative goodwill, after compensation of loss carried forward (if any).

For details on the above compensation for management and compensation for management, etc., of other asset custody companies, general administrative agents (administration, accounting), and administrator of the investors' registries, see [the latest Securities Report, "Part 1. Fund Information / Section 1. Status of the Fund / 4. Commissions, etc., and Taxes."](#) Only available in Japanese.

Management Structure of NMF

NMF has appointed Nomura Real Estate Asset Management Co., Ltd. (NREAM), to perform all asset management services for NMF. NREAM manages NMF’s assets in accordance with the Asset Management Agreement conducted between NMF and NREAM. NREAM is entrusted with the management of assets of multiple investment corporations including NMF and other real estate funds in addition to offering advice on investments.



<Overview of Each Committee>

Name of Committee		Overview
Investment Committee		<ul style="list-style-type: none"> ● A Committee that deliberates on investment decisions. This committee is charged with the deliberation of Nomura Master Fund's policies governing important matters. Specifically, it discusses the fund's basic policies for asset management and investment advisory activities along with its asset administration policies and finances. Thus, the committee acts as a decision-making body for the Asset Management Company. ● A body that monitors risks and deliberates on assessment, analysis of risks, etc. This committee regularly conducts monitoring, assessment, and analysis of investment risk, external risk, and disaster risk associated mainly with asset management, and provides necessary guidance and advice to each department.
	Constituents	Chair : President and Executive Officer Members : Executive Officers, Compliance Officer, and any other person appointed by the chair. (Note) Excluding Head of Fund or Head of each department of NMF Investment Management Group and part-time Executive Officer
	Frequency of meetings	As a basic rule, the chair calls a meeting once a week. However, a meeting can be held immediately if needed.
Compliance Committee		<ul style="list-style-type: none"> ● A committee that deliberates and makes decisions regarding compliance. In addition to monitoring the status of legal compliance, this committee works to avoid conflicts of interest. To this end, it deliberates on and gives approval for specific transactions as internally defined by the Rules Concerning Transactions with Related Parties.
	Constituents	Chair : Compliance Officer Members : outside experts appointed by the chair
	Frequency of meetings	As a basic rule, the chair calls a meeting once every three months. However, a meeting can be held immediately if needed.
Risk Management Committee		<ul style="list-style-type: none"> ● A body that monitors, assesses, and analyzes risks; and deliberates on risk countermeasures, etc. This committee regularly conducts monitoring, assessment, and analysis of disaster risk and internal risk associated mainly with corporate management as well as internal risk associated with asset management; and concerning these risks, deliberates on basic policies and such for actions for risk prevention, response to risk after occurrence, prevention of reoccurrence, etc.
	Constituents	Chair : Executive Officer in charge of Legal & Compliance Department Chair : Executive Officer in charge of Legal & Compliance Department Members: Vice President and Executive Officer, Senior Managing Executive Officer, and Managing Executive Officer
	Frequency of meetings	The chair calls a meeting at least once every three months. However, a meeting can be held immediately if needed.
Project Screening Committee		<ul style="list-style-type: none"> ● A committee that prevents conflicts of interest between operated funds prior to their occurrence In order to secure appropriate handling of information where investments overlap between funds, etc., and to prevent conflicts of interest between funds, etc., prior to their occurrence, the Asset Management Company obtains information on a candidate property, the Compliance Officer convenes a committee meeting aimed at determining which subsidiary would take precedence over its counterparts in negotiations for the particular property acquisition.
	Constituents	General manager of the Acquisition Department, managers of business units operating under that department, and the fund managers of each operating funds.

For details regarding the management structure of the asset management company, see [the Securities Report's "Part 2. Detailed Information of the Investment Corporation / Section 4. Status of Related Corporations / 1. Conditions of the Asset Management Company."](#) Only available in

Compliance

Governance	Compliance	Risk Management	Supplier Management
------------	------------	-----------------	---------------------

Compliance

Basic Policy on Compliance

The Asset Management Company, under the basic recognition that the management operations of NMF's assets comprise the management of the capital of NMF's unitholders, believes that confirming the status of compliance with laws, and sufficiently securing the elimination, etc., of conflicts of interest in transactions with stakeholders, etc., as stipulated in the Act on Investment Trusts and Investment Corporations, and with transactions, etc., where stakeholders, etc., manage the assets or offer advice relating to management or operations, is particularly important in protecting unitholder's profits and securing the trust of unitholders. From this perspective, the Asset Management Company has established the following structure regarding compliance, and has made sufficient considerations to ensure that this gets consistently implemented.

Compliance Structure

Board of Directors

The Board of Directors strives to achieve and ensure compliance by establishing the system necessary for compliance, formulating a compliance manual, and promoting its implementation.

Compliance Committee

The Compliance Committee has been established as an organ to confirm the status of compliance with laws and regulations and to deliberate upon transactions, etc., with stakeholders, etc.

One lawyer and one professor in graduate school have been appointed to the Compliance Committee and attend meetings as external committee members. Both are third parties that do not have conflicts of interest with the Investment Corporation or with sponsor company groups. Because there is a system of checks by independent third parties which is well suited for compliance, we believe that this secures the effectiveness of observing compliance.

Please see the following for [constituents and frequency of meetings of the Compliance Committee](#). (link for the corporate governance page)

Legal & Compliance Department and Compliance Officer

In order to establish an appropriate management structure and to conduct business with clients honestly and fairly by securing the optimization of tasks in Type II Financial Instruments Business, etc., an internal system of checks-and-balances has been secured through the establishment of the Legal & Compliance Department as the department in charge of compliance.

Moreover, the head of the Legal & Compliance Department will be the Compliance Officer, the person in charge of compliance, and will constantly monitor the Asset Management Company's conduct of affairs to ensure that these are being conducted based on laws and regulations. For this reason, the Compliance Officer must ensure that all proposals drafted by the Investment Committee observe laws and regulations and that there are no problems in terms of other compliance issues. In addition, the Compliance Officer will attend meetings held by the Investment Committee (decision-making organ), which is the committee which decides management policies, etc., for each fund, etc. Here they can state their opinion on the situation of compliance in terms of the deliberative process and conclusions for all proposals drafted by the Investment Committee. However, the Compliance Officer does not have the right to vote at the Investment Committee in order to maintain neutrality when it comes to decision-making (this includes cases where the Compliance Officer is also the Executive Director).

(Note) NREAM is contracted for asset management and investment advice for multiple investment corporations (NMF and Nomura Real Estate Private REIT, Inc.) and other real estate funds, etc. (these include special purpose companies and corporations or associations of other structures which are vehicles for investments, settlor companies of investment trusts, and trustees, etc., but are not limited to these.). These multiple investment corporations and other real estate funds, etc., will be called "funds, etc."

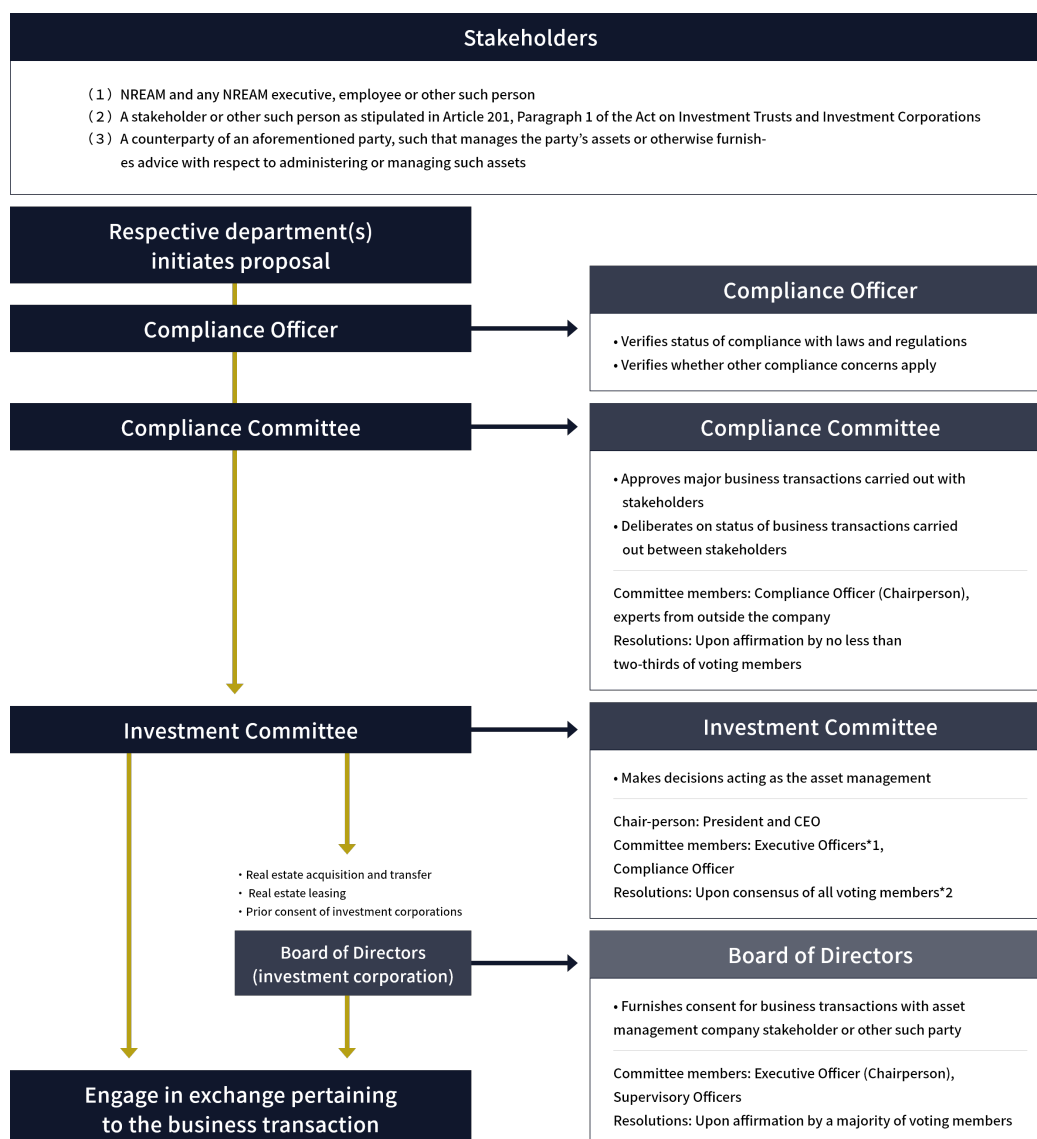
Decision-Making Process for Investment Management and Prevention of Conflict of Interest in Transactions

At Investment Committee meetings, the Asset Management Company is responsible for deliberating on basic policies related to operating the assets of the Investment Corporation, operation management policies related to assets, and policies regarding important matters such as finance. In addition, the Asset Management Company also deliberates on acquisition or sale of assets based on relevant policies, operation management, and important matters related to operating the assets of the Investment Corporation such as funds procurement, and conducts decision making as the asset management company.

All proposals to be submitted to the Investment Committee are to be screened by the Compliance Officer for violations and conflict with laws and regulations and if they violate any other compliance issues. When a proposal is deemed an "important transaction with stakeholder," as internally defined by the Rules Concerning Transactions with Related Parties, or when it is deemed necessary in view of other details, a Compliance Committee meeting is called and further deliberation is conducted upon the observance of laws and regulations and violation of other compliance issues. Unless proposals have gained approval through this process, they cannot be proposed at the Investment Committee.

Furthermore, subsequent to approval by the Board of Directors of the Asset Management Company, approval from the Investment Corporation's Board of Directors is required prior to a transaction involving the acquisition, disposition or lending of securities or real estate between the Investment Corporation and a related party (as defined in Article 201-1 of the Investment Trust Act) of the Asset Management Company, except certain transactions determined not to have a significant impact on each investment corporation under the Ordinance for Enforcement of the Act on Investment Trusts and Investment Corporations.

The Board of Directors has determined that transactions with a related party shall always be conducted fairly based on market prices.



Establishment and Execution of Compliance Manual

Nomura Real Estate Group Code of Action has set the basic standards that all executives and staff of the Group should observe. With the purpose of actualizing the Nomura Real Estate Group Code of Ethics, a Compliance Manual was established which indicates governing laws and regulations (Financial Instruments and Exchange Act, Act on Investment Trusts and Investment Corporations, etc.) that all executives and staff should observe, basic policies and the roles of each organization in executing compliance, and operational procedures for executives and staff.

Based on this Compliance Manual, a Compliance Program is drawn up each fiscal year as a basic rule as a detailed plan to realize compliance, and thorough compliance with laws are aimed for through executing compliance training.

Compliance Training, Education

In order to observe compliance and cultivate awareness, the Asset Management Company conducts regular compliance training (every month) for all employees, (including contract employees, etc.), mainly outlining basic policies of compliance and thorough observance standards ensuring that employees master laws and regulations that must be observed. Moreover, individual training for new employees and for those departments that have special characteristics are also conducted. Moreover, training is also conducted throughout the year based on the Compliance Program set by Nomura Real Estate Group.

Month	Training Session Theme	Attendance Rate
Mar-24	This year's summary	100.0%
Apr-24	Fiscal 2024 Compliance Activity Plan(From the 2024 compliance program)	100.0%
May-24	Conflict of Interest Management System	100.0%
Jun-24	Information management : Consignment of handling of important information	100.0%
Jul-24	Confirmation of understanding and penetration of principle-based compliance	100.0%
Aug-24	Efforts to eliminate anti-social forces	100.0%
Sep-24	Toward the establishment of a compliance and risk management system	100.0%
Oct-24	Principle-based approach	100.0%
Oct-24	Lessons from attempted money transfer fraud case	100.0%
Nov-24	Contractor responsibility	100.0%
Dec-24	Insider trading regulations	100.0%
Jan-25	AML/CFT management system	100.0%
Feb-25	Key observations from securities inspections and such on financial instruments business operators	100.0%

Please see the following for the [initiatives to raise awareness for the compliance by Nomura Real Estate Group. \(link\)](#)¹⁵

Response to Compliance Violations

The Asset Management Company has developed the Information Communication Guidelines which describe in-house structures and specific procedures so that if a risk occurs that should be managed by the Asset Management Company, such as a compliance violation, information regarding the case that has occurred can be communicated quickly and accurately.

Based on the Guidelines and other various regulations on compliance, the Compliance Officer (Head of the Legal & Compliance Department) who receives the information regarding a case that has occurred asks relevant departments, etc. to investigate and report on the causes of the case and measures to be taken, considers the materiality of the case, and if necessary, reports and offers an opinion to the Director and President and asks for appropriate measures to be taken.

With regard to improper behavior or behavior that may be considered improper from the standpoint of compliance, if determined necessary by the Compliance Officer, responses to improper behavior or behavior that may be considered improper are deliberated on by the Compliance Committee.

Responding to Antisocial Forces

The Asset Management Company will observe the Code of Ethics implemented by Nomura Real Estate Group, of which it is a part, and its basic policy is to cut all relations with antisocial forces. In addition, the Asset Management Company has established its own “Basic Policies against Antisocial Forces” which takes into consideration “Guideline for How Companies Prevent Damage from Anti-Social Forces (Government policy)” and the “Comprehensive Guidelines for Supervision of Financial Instruments Business Operators,” and will deal with antisocial forces with a resolute attitude to cut any relations with them.

In addition to constructing and executing a screening structure to identify antisocial forces during transactions by partnering with Nomura Real Estate Holdings, Inc., we will also execute specific initiatives looking at cutting relations with antisocial forces through implementing articles excluding organized crime from agreements with clients and by ensuring thorough examination when making transactions under the Act on Prevention of Transfer of Criminal Proceeds.

We thoroughly implement the above efforts even when dealing with outsourced companies, intermediaries, etc. at asset management companies.

Preventing Bribery, Corruption

The Asset Management Company will observe the Code of Ethics implemented by Nomura Real Estate Group, of which it is a part, and works towards preventing bribery when entertaining clients or giving gifts.

Specifically, the Group Code of Action provides, with regard to receipt or provision of entertainment or gifts from or to business partners, “Nomura Real Estate Group officers and employees shall not request, provide, or receive entertainment or gifts incompatible with sound business practices or common sense” and “No officer or employee shall use their professional position to request or accept benefits or favors from a business partner.” The Group strictly implements the Code of Conduct, for instance, detailed reporting and documentation of the details of entertainment or goods provided or received by its officers and employees. Moreover, with a high regard for the “Guideline to Prevent Bribery of Foreign Public Officials,” formulated by the Ministry of Economy, Trade and Industry, a “Basic Policy on Preventing Bribery of Foreign Public Officials” and has been established and released on its website. Under the same policy, the Asset Management Company has also established “Regulations on Preventing Bribery of Foreign Public Officials” and “Guidelines on Preventing Bribery,” and conducts specific internal processes when dealing with foreign officials such as entertaining, giving gifts, inviting, donating, and utilizing their agencies, etc.

In addition, the Compliance Department regularly monitors the status of entertainment and gifts given to officers and employees (once every six months).

We aim to distribute this knowledge to executives and employees by conducting regular training regarding bribery prevention for executives and employees in Nomura Real Estate Group’s foreign business departments and by incorporating it into the training material for the monthly Compliance Training conducted by the Asset Management Company.

In fiscal 2019, there were no significant legal violations, fines or penalties related to corruption or bribery.

Risk Management

Governance	Compliance	Risk Management	Supplier Management
------------	------------	-----------------	---------------------

Risk Management

Basic Policy on Risk Management

As an expert in asset management, the Asset Management Company recognizes its responsibility to conduct the best management possible by understanding and managing various risks appropriately, particularly risks involving management. Moreover, understanding that non-thorough risk management damages the assets it manages and thus hurts the profits of its clients, it positions appropriate management and control of risks based on the characteristics of operations and risks as one of its most important tasks in management. From this perspective, the Asset Management Company has established the following structure regarding risk management, and has made sufficient considerations to ensure that this gets consistently implemented.

Risk Management Structure

Board of Directors

The Board of Directors serves as the integrated management body for the risks to be managed by the Asset Management Company. The Board of Directors regularly conducts monitoring, assessment, and analysis of investment risk and external risk associated mainly with corporate management among other risks, and provides necessary guidance and advice to each department. Details of deliberations at the Investment Committee and the Risk Management Committee are reported to the Board of Directors on a regular basis.

Investment Committee

The Investment Committee regularly conducts monitoring, assessment, and analysis of investment risk, external risk, and disaster risk associated mainly with asset management among other risks, and provides necessary guidance and advice to each department. It also reports the results of the assessment and analysis and the contents of the guidance and advice to the Board of Directors. Please click [here](#) for the members and frequency of meetings of the Investment Committee.

Risk Management Committee

The Risk Management Committee regularly conducts monitoring, assessment, and analysis of disaster risk and internal risk mainly associated with corporate management as well as internal risk associated with asset management; and concerning these risks, deliberates on basic policies and such for actions for risk prevention, response to risk after occurrence, prevention of reoccurrence, etc. It also reports the contents to the Board of Directors.

Please click [here](#) for the members and frequency of meetings of the Risk Management Committee.

Legal & Compliance Department and Compliance Officer

The Legal & Compliance Department and Compliance Officer control risk management of the Asset Management Company and conduct monitoring, etc. of the effectiveness of risk management operations of each department as well as the appropriateness of measures and the status of their implementation.

In addition, the Compliance Officer (Head of the Legal & Compliance Department) fully verifies the details of identification, analysis, evaluation and management of risks of each department.

Establishment and Execution of Risk Management Manual

In addition to maintaining an appropriate risk management structure by establishing risk management regulations to specify the methods of risk management, monitoring, etc., the Asset Management Company works towards thorough risk management through the monitoring, assessment, analysis, etc. conducted by the Board of Directors, Investment Committee, and Risk Management Committee.

Based on this Risk Management Manual, each department can understand and evaluate the risks that exist within their respective areas of work, appropriately compile potential responses based on the evaluation, and can establish a yearly plan regarding risk. By implementing these, a posture capable of conducting risk management appropriately at the opportune time is enabled, enhancing effectiveness, enabling the prevention of risk manifestation and reduction of adverse effects when risks do manifest. Various related regulations for risk management are reviewed regularly to decide if they need to be revised and, if necessary, they are revised or new regulations are established. Furthermore, where appropriate, advice or validation is sought from external professionals for the purpose of validating the appropriateness of risk management methods, etc.

Risk Assessment

In principle, the Asset Management Company conducts risk assessment once a year based on the risk management manual.

The Asset Management Company carries out risk management in a timely and appropriate manner, such as the prevention of risk manifestation and reduction of adverse effects when risks do manifest by accurate identification of risks inherent in business operations (clarification and visualization), calculation of potential risks (risk-specific assessment without assumption of internal control system) and residual risks (risks remaining even after taking into consideration the effectiveness of the internal control system) of such risks, and formulation of countermeasures (selection of monitoring targets and consideration of additional risk measures) based on these risks.

BCP Measures

In addition to preemptively preventing the expansion of damages during disasters, the Asset Management Company has established the necessary internal structure and a Business Continuity Plan which outlines necessary matters which will help secure the continuation of business operations during disasters and the early return to regular business practices. This plan regulates the flow (process) of operations from the occurrence of a disaster to the full recovery of operations, and clarifies decision-makers and a system of command that will enable flexibly responses to matters affected by the disaster, depending on the details of the disaster and the size of the damages. Moreover, after large-scale disasters occur, we will evaluate the effectiveness of the plan and the important tasks list, and will also identify matters that can be improved. We will continually work to improve the effectiveness of this plan, etc.

In order to raise awareness of disaster prevention among executives and employees and to improve the effectiveness of "Business Continuity Plan", the Asset Management Company conducts BCP training once a year in principle.

Confirmation of Executive and Employee Safety

Nomura Real Estate Group, which the Asset Management Company belongs to, has implemented a safety confirmation system via the internet and email to quickly comprehend the situation of the disaster and the safety of executives and employees during a disaster. A safety confirmation drill is held four times a year to all executives and employees of the Group.

Establishment of Inquiry/Assistance Service

The Group has set up the Nomura Real Estate Group Human Rights Desk as a point of contact for consultation on human rights issues which is accessible to all employees regardless of employment status, the Sexual and Power Harassment Hotline as an external point of contact for consultation, and the Nomura Real Estate Group Risk Helpline as a point of contact for whistle-blowing and general consultation on human rights abuse and other issues prohibited in the Code of Action. The Group also established an internal point of contact, as well as external points of contact (the Company's lawyer and outsourcing contractors). In addition, the Group established the Helpline for Business Partners (Corporate Customers) as a point of contact for reporting on human rights abuses or possible abuses by Group employees. Reports and consultations received through these points of contact are accepted anonymously, and the Group ensures that the content of information received is kept confidential. If, as a result of investigation, there is a clear violation of respect for human rights, the Group takes appropriate action against the perpetrator, and protects the victim and whistleblower so that they are not treated prejudicially for having made a report.

Internal Audit

The Asset Management Company has established the Internal Audit Department as a division to conduct internal audits. The Internal Audit Department formulates an audit plan for each fiscal year and, based on the plan, conducts internal audits across all operations of all departments for each department once a year in principle. The Internal Audit Department uses a risk-based approach from an independent and objective standpoint to assess the effectiveness of the risk management, risk control, and governance processes and works to improve organizational operations. and the department confirm that appropriate business execution is carried out based on various regulations and manuals that stipulate business procedures in accordance with the Nomura Real Estate Group Ethics Regulations and various laws and regulations related to the business.

Supplier Management

Governance	Compliance	Risk Management	Supplier Management
------------	------------	-----------------	---------------------

Supplier Management

Green Purchasing Manuals

We have formulated Green Purchasing Manuals to clarify procedures for external collaboration. By doing so, we ensure that products and services being purchased in connection with the management of NMF's real estate portfolio are preferentially selected from those satisfying our prescribed standards associated with the reduction of environmental burdens. Moreover, with regard to the selection of suppliers (e.g., property managers (PMs), building managers (BMs) and construction firms), we have made the status of their sustainability initiatives a key consideration alongside such factors as their product quality, price competitiveness, creditworthiness and service content.

Periodic Assessments of PMs and BMs

In principle, we annually assess our PMs and BMs, which are commissioned to manage NMF's assets, to determine their financial soundness and quality of their services while engaging in constant monitoring aimed at evaluating such items as the status of their sustainability policies and sustainability promotion frameworks, legal and regulatory compliance and information management. Based on assessment and evaluation results, we provide them with feedback and, if necessary, guidance with regard to areas in need of improvement. We also consider replacing any PM or BM that fails to enact improvements in accordance with such guidance.

ESG-Related Training for PMs

We aim to help raise sustainability awareness among PMs and step up collaboration with them, to this end providing them with relevant training sessions at least once a year. With external specialists serving as lecturers, these training sessions are designed to call their attention to the importance of sustainability, address the latest trends in sustainability initiatives and brief them on the status of NMF's sustainability measures and targets and the progress it has made. In these ways, we ensure that all PMs share our acute awareness of sustainability and are properly updated.

Sustainability Finance

Green Finance

NMF practices investment management taking into consideration Environment, Society and Governance (“ESG”). As a part of such initiatives, NMF strives to realize a sustainable environment and society by implementation of green finance including green bonds and green loans etc...

Green Bonds

Green bonds are a type of bond instrument to finance eligible green projects and they are issued in accordance with the Green Bond Principles established by the International Capital Markets Association.

Green Loans

Green loans, like green bonds, are borrowings to procure funds to be used for environmentally friendly businesses, in accordance with the Green Loan Principles, an international guideline.

Green Finance Framework

NMF established Green Finance Framework in order to implement green finance.

(1) Use of Proceeds

NMF will allocate all procured proceeds from green finance for the following funds.

- The funds for acquisition of eligible green projects(*)
- The funds for refinancing of borrowings used to acquire eligible green projects
- The funds for redemption of outstanding investment corporation bonds issued to acquire eligible green projects.

※Eligible green projects are existing or new specified assets that fulfill the criteria indicated in (2) Eligible Criteria below.

(2) Eligible Criteria

Eligible Criteria refers to assets that acquire or receives recertification in any of the valid certifications a. through c. below, or are scheduled to acquire such certification in the future.

- a. At least 3 Stars under DBJ certification
- b. At least 3 Stars under BELS certification (2016 standards)
At least Level 4 for non-residential or at least Level 3 for residential (2024 standards)
* Except when BEI exceeds 0.75 for plants and such (including logistics warehouses)
- c. At least B+ rank under CASBEE

※Please refer to NMF's acquisition status of raising the Proportion of "Green" Properties in Our Portfolio.

(3) Project Evaluation and Selection Process

Eligible criteria are determined based on the sustainability promotion regulations and the approval authority rules of the asset management company.

Eligible green projects in which proceeds from green finance will be invested are evaluated and chosen by the NMF Investment Management Group and Finance & Accounting Department based on eligible criteria, and the selection is made upon approval by the Investment Committee or the Head of the NMF Investment Management Group based on decision-making authority rules of the asset manager.

(4) Management of Proceeds

NMF shall set the debt amount calculated by multiplying the total book value of eligible green projects owned by NMF by total assets LTV (Loan-to-Value Ratio) as of the most recent fiscal period end calculable as of the date of obtaining proceeds (the "Eligible Green Debt Amount") as the upper limit of the balance of green finance. NMF manages to ensure that the balance of green finance will not exceed the Eligible Green Debt Amount. Furthermore, as long as the balance of green finance exists, NMF will internally track and manage the allocated funds on a portfolio basis.

Total book value of eligible green projects	591.5billion yen
LTV ratio	44.5%
Total eligible green debt amount	263.5billion yen

(Note) The total book value of eligible green project and LTV ratio are as of the end of February 2025.

(5) Reporting

a. Reporting on Allocation of Proceeds

NMF's allocation of proceeds as to green finance is as follows.

Total amount of outstanding green bonds	13,000 million yen
Amount of proceeds not yet allocated	-
Total amount of outstanding green loan	15,010 million yen
Amount of proceeds not yet allocated	-

Green Bond

Name	Amount issued (Millions of yen)	Interest rate	Issuance date	Redemption date	Term
Nomura Real Estate Master Fund, Inc. Unsecured Bonds No.4 (Green Bonds)	3,000	0.53%	September 20, 2019	September 20, 2029	10 Years
Nomura Real Estate Master Fund, Inc. Unsecured Bonds No.6 (Green Bonds)	7,000	0.54%	August 14, 2020	August 14, 2030	10 Years
Nomura Real Estate Master Fund, Inc. Unsecured Bonds No.9 (Green Bonds)	3,000	1.35%	February 20, 2025	February 20, 2030	5 Years

Green Loan

Lender	Amount (Millions of yen)	Interest rate	Drawdown Date	Terms of Repayment	Term
SUMITOMO LIFE INSURANCE COMPANY	2,500	0.78474%	August 26, 2022	February 26, 2031	8 Years and 6 Months
Nippon Life Insurance Company	1,000	1.28875%	August 28, 2023	August 26, 2032	9 Years
Nippon Life Insurance Company	500	1.42188%	August 28, 2023	August 26, 2033	10 Years
MUFG Bank, Ltd.	1,800	1.14727%	February 26, 2025	February 28, 2033	8 Years
Sumitomo Mitsui Trust Bank, Limited	800	1.14727%	February 26, 2025	February 28, 2033	8 Years
MUFG Bank, Ltd.	1,400	1.08727%	February 26, 2025	February 26, 2032	7 Years
Mizuho Bank, Ltd.	1,400	1.08727%	February 26, 2025	February 26, 2032	7 Years
Sumitomo Mitsui Trust Bank, Limited	1,400	1.08727%	February 26, 2025	February 26, 2032	7 Years
Development Bank of Japan Inc.	2,250	1.32190%	February 26, 2025	February 26, 2030	5 Years
MUFG Bank, Ltd.	980	0.96727%	February 26, 2025	February 28, 2028	3 Years
Sumitomo Mitsui Trust Bank, Limited	980	0.96727%	February 26, 2025	February 28, 2028	3 Years

b. Impact Reporting

NMF shall disclose the following indices as of the end of every February as long as the balance of green finance remains.

- Number of Eligible Green Projects
- Level of each green certification acquired
- Greenhouse gas (GHG) emissions, energy consumption and water consumption at Eligible Green Projects(*)

※The range of Eligible Green Projects and actual figures are disclosed as of the time of report submission.

Until the 2022 results, this covered the portion over which the NMF possesses control authority, after 2023 results, the scope has also been expanded to include areas over which the NMF possesses no control authority about Greenhouse gas (GHG) emissions, energy consumption due to changes in materiality in the environment of the NMF. Regarding water consumption, we will cover the portion over which the NMF possesses control authority even after 2023 results.

	Unit	2022	2023	2024
Properties	properties	70	65	80
GHG Emissions	t-CO ₂	29,674	43,123	47,622
GHG Emissions Intensity	t-CO ₂ /m ²	0.0439	0.0363	0.0283
Energy Consumption	Kl	15,904	25,236	31,257
Energy Consumption Intensity	Kl/m ²	0.0235	0.0212	0.0186
Water Use	m ³	305,654	322,260	343,043
Water Use Intensity	m ³ /m ²	0.4525	0.5261	0.4525

※For level of each green certification acquired please see [here](#).

Evaluation by External Organization

NMF has acquired “Green 1(F)”, the highest rating in JCR Green Finance Framework Evaluation by Japan Credit Rating Agency, Ltd. (JCR) for its eligibility of green finance framework.

JCR Green Finance Evaluation : <https://www.jcr.co.jp/en/greenfinance/green/>¹⁵